


4657 m.

## GRAN PREMI MONSTER ENERGY DE CATALUNYA

## Race

Classification after 23 laps = 107.111 km

29

Pos		Rider	Nation	Team	Motorcycle	Total Time	Km/h	Gap
1	25	41 <b>Aleix ESPARGARO</b>	SPA	Aprilia Racing	APRILIA	<b>38'56.159</b>	165.0	
2	20	12 <b>Maverick VIÑALES</b>	SPA	Aprilia Racing	APRILIA	<b>38'56.536</b>	165.0	0.377
3	16	89 <b>Jorge MARTIN</b>	SPA	Prima Pramac Racing	DUCATI	<b>38'58.990</b>	164.8	2.831
4	13	5 <b>Johann ZARCO</b>	FRA	Prima Pramac Racing	DUCATI	<b>39'01.026</b>	164.7	4.867
5	11	88 <b>Miguel OLIVEIRA</b>	POR	CryptoDATA RNF MotoGP Team	APRILIA	<b>39'03.688</b>	164.5	7.529
6	10	73 <b>Alex MARQUEZ</b>	SPA	Gresini Racing MotoGP	DUCATI	<b>39'06.749</b>	164.3	10.590
7	9	20 <b>Fabio QUARTARARO</b>	FRA	Monster Energy Yamaha MotoGP	YAMAHA	<b>39'06.980</b>	164.2	10.821
8	8	43 <b>Jack MILLER</b>	AUS	Red Bull KTM Factory Racing	KTM	<b>39'07.039</b>	164.2	10.880
9	7	37 <b>Augusto FERNANDEZ</b>	SPA	GASGAS Factory Racing Tech3	KTM	<b>39'09.048</b>	164.1	12.889
10	6	49 <b>Fabio DI GIANNANTONIO</b>	ITA	Gresini Racing MotoGP	DUCATI	<b>39'09.439</b>	164.1	13.280
11	5	10 <b>Luca MARINI</b>	ITA	Mooney VR46 Racing Team	DUCATI	<b>39'12.650</b>	163.9	16.491
12	4	72 <b>Marco BEZZECCHI</b>	ITA	Mooney VR46 Racing Team	DUCATI	<b>39'12.720</b>	163.8	16.561
13	3	93 <b>Marc MARQUEZ</b>	SPA	Repsol Honda Team	HONDA	<b>39'17.775</b>	163.5	21.616
14	2	21 <b>Franco MORBIDELLI</b>	ITA	Monster Energy Yamaha MotoGP	YAMAHA	<b>39'19.267</b>	163.4	23.108
15	1	30 <b>Takaaki NAKAGAMI</b>	JPN	LCR Honda IDEMITSU	HONDA	<b>39'22.899</b>	163.1	26.740
16		27 <b>Iker LECUONA</b>	SPA	LCR Honda CASTROL	HONDA	<b>39'25.019</b>	163.0	28.860
17		36 <b>Joan MIR</b>	SPA	Repsol Honda Team	HONDA	<b>39'30.088</b>	162.6	33.929
<b>Not classified</b>								
		25 <b>Raul FERNANDEZ</b>	SPA	CryptoDATA RNF MotoGP Team	APRILIA	<b>17'32.523</b>	159.2	13 laps
		33 <b>Brad BINDER</b>	RSA	Red Bull KTM Factory Racing	KTM	<b>5'07.721</b>	163.4	20 laps
		44 <b>Poi ESPARGARO</b>	SPA	GASGAS Factory Racing Tech3	KTM	<b>3'06.350</b>	89.9	22 laps
<b>Not started</b>								
		1 <b>Francesco BAGNAIA</b>	ITA	Ducati Lenovo Team	DUCATI			
		23 <b>Enea BASTIANINI</b>	ITA	Ducati Lenovo Team	DUCATI			

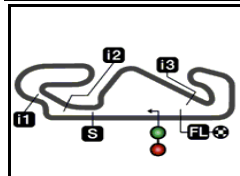
The results are provisional until the end of the limit for protest and appeals.

Time limit for protest expires 30' after publication of the results - ..... Time: .....

These data/results cannot be reproduced, stored and/or transmitted in whole or in part by any manner of electronic, mechanical, photocopying, recording, broadcasting or otherwise now known or herein after developed without the previous express consent by the copyright owner, except for reproduction in daily press and regular printed publications on sale to the public within 60 days of the event related to those data/results and always provided that copyright symbol appears together as follows below.

© DORNA, 2023





4657 m.

## GRAN PREMI MONSTER ENERGY DE CATALUNYA

## Race

Classification after 23 laps = 107.111 km

29

Pos	Rider	Nation	Team	Motorcycle	Total Time	Km/h	Gap
-----	-------	--------	------	------------	------------	------	-----

## Race condition: Dry

Air: 26°

Humidity: 46%

Ground: 32°

## Pole Position:

## Fastest Lap:

## Best Race Lap:

## All Time Lap Record:

Francesco BAGNAIA

1'38.639

169.9 Km/h

Lap 3

Maverick VIÑALES

1'40.343

167.0 Km/h

2021

Johann ZARCO

1'39.939

167.7 Km/h

2023

Francesco BAGNAIA

1'38.639

169.9 Km/h

13:35'00

13:36'14 Iker LECUONA

14:00'00

14:02'21

14:02'37 Johann ZARCO

14:02'37 Francesco BAGNAIA

14:02'37 Enea BASTIANINI

14:02'37 Brad BINDER

14:02'37 Fabio DI GIANNANTONIO

14:02'37 Marco BEZZECCHI

14:02'37 Alex MARQUEZ

14:02'48

14:02'49

14:03'43

14:14'47

14:21'00

14:24'00

14:26'19 Enea BASTIANINI

14:26'19 Francesco BAGNAIA

14:26'20

14:27'00

14:28'10 Pol ESPARGARO

14:29'24 Pol ESPARGARO

14:33'55 Brad BINDER

14:43'50 Raul FERNANDEZ

## SIGHTING LAP START

crashed out on sighting lap

## WARM UP LAP START

## RACE START

crashed out - Rider OK

crashed out - Medical Centre

crashed out - Rider OK

crashed out - Rider OK

crashed out - Rider OK

crashed out - Rider OK

crashed out - Rider OK

Red flag

Less than 3 laps completed

Restarted race will be for 23 laps

Pit lane will open at 14:21 for a quick start procedure

SIGHTING LAP START

WARM UP LAP START

did not start

did not start

RACE START

No jump startsblack flag with orange disc

entered pits and retired

retired

entered pits and retired

The results are provisional until the end of the limit for protest and appeals.

Time limit for protest expires 30' after publication of the results - ..... Time: .....

These data/results cannot be reproduced, stored and/or transmitted in whole or in part by any manner of electronic, mechanical, photocopying, recording, broadcasting or otherwise now known or herein after developed without the previous express consent by the copyright owner, except for reproduction in daily press and regular printed publications on sale to the public within 60 days of the event related to those data/results and always provided that copyright symbol appears together as follows below.

© DORNA, 2023

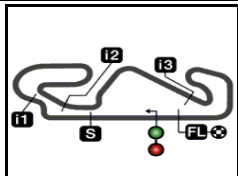
Official MotoGP Timing by TISSOT

www.motogp.com

Barcelona, Sunday, September 03, 2023

Page 2 of 2





4657 m.

## GRAN PREMI MONSTER ENERGY DE CATALUNYA

MotoGP™

## World Championship Classification

30

Rider	Points	Leader	Prev	POR	ARG	AME	SPA	FRA	ITA	GER	NED	GBR	AUT	CAT	RSM	IND	JPN	INA	AUS	THA	MAL	QAT	VAL	
1 <b>BAGNAIA</b> Francesco [ITA]	260			37 12 25	4 4 0	12 12 -	34 9 25	7 7 -	37 12 25	29 9 20	34 9 25	20 0 20	37 12 25	9 9										
2 <b>MARTIN</b> Jorge [SPA]	210	50	50	9 9 -	13 2 11	7 7 -	19 6 13	32 12 20	27 7 20	37 12 25	15 4 11	14 4 10	16 7 9	21 5 16										
3 <b>BEZZECCHI</b> Marco [ITA]	189	71	21	16 - 16	34 9 25	14 4 10	1 1 -	28 3 25	17 9 8	16 3 13	32 12 20	9 9 -	16 - 16	6 2 4										
4 <b>BINDER</b> Brad [RSA]	166	94	23	10 0 10	12 12 0	8 5 3	32 12 20	19 9 10	11 0 11	4 4 -	18 5 13	17 1 16	29 9 20	6 6										
5 <b>ESPARGARO</b> Aleix [SPA]	154	106	12	11 4 7	1 - 1	6 6 -	11 - 11	13 2 11	12 2 10	1 1 0	22 6 16	30 5 25	10 3 7	37 12 25										
6 <b>ZARCO</b> Johann [FRA]	141	119	13	15 2 13	20 0 20	9 0 9	2 2 -	20 4 16	22 6 16	21 5 16	0 0 -	13 6 7	3 - 3	16 3 13										
7 <b>MARINI</b> Luca [ITA]	125	135	16	- - -	15 7 8	23 3 20	10 0 10	6 6 -	18 5 13	17 6 11	9 0 9	9 0 9	13 - 13	5 0 5										
8 <b>VIÑALES</b> Maverick [SPA]	113	147	12	25 5 20	7 3 4	13 0 13	3 3 -	1 1 -	4 0 4	- - -	3 3 -	18 7 11	12 2 10	27 7 20										
9 <b>MILLER</b> Jack [AUS]	104	156	9	15 6 9	10 0 10	1 1 -	23 7 16	- - -	13 4 9	17 7 10	0 0 -	11 3 8	6 5 1	8 0 8										
10 <b>MARQUEZ</b> Alex [SPA]	102	158	2	12 1 11	21 5 16	- - -	8 - 8	0 0 -	- - -	11 2 9	11 1 10	12 12 -	17 6 11	10 0 10										
11 <b>QUARTARARO</b> Fabio [FRA]	82	178	20	8 0 8	10 1 9	16 0 16	6 0 6	9 - 9	5 0 5	3 0 3	7 7 -	1 0 1	8 0 8	9 0 9										
12 <b>MORBIDELLI</b> Franco [ITA]	67	193	15	2 0 2	19 6 13	8 0 8	5 0 5	6 0 6	6 0 6	4 0 4	7 0 7	2 0 2	6 1 5	2 0 2										

These data/results cannot be reproduced, stored and/or transmitted in whole or in part by any manner of electronic, mechanical, photocopying, recording, broadcasting or otherwise now known or herein after developed without the previous express consent by the copyright owner, except for reproduction in daily press and regular printed publications on sale to the public within 60 days of the event related to those data/results and always provided that copyright symbol appears together as follows below.

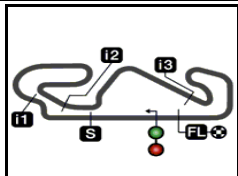
© DORNA, 2023

Official MotoGP Timing by TISSOT  
www.motogp.com

Barcelona, Sunday, September 03, 2023

Page 1 of 4





4657 m.

## GRAN PREMI MONSTER ENERGY DE CATALUNYA

MotoGP™

## World Championship Classification

30

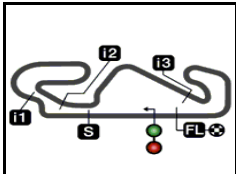
Rider	Points	Leader	Prev	POR	ARG	AME	SPA	FRA	ITA	GER	NED	GBR	AUT	CAT	RSM	IND	JPN	INA	AUS	THA	MAL	QAT	VAL	
13 <b>FERNANDEZ</b> Augusto [SPA]	58	202	9	3 - 3	5 0 5	6 0 6	3 0 3	13 - 13	1 0 1	5 0 5	6 0 6	7 2 5	2 0 2	7 0 7										
14 <b>OLIVEIRA</b> Miguel [POR]	55	205	3	3 3 -	- - -	13 2 11	5 5 -	- - -	0 0 -	6 0 6	0 0 -	13 0 13	- - -	15 4 11										
15 <b>RINS</b> Alex [SPA]	47	213	8	6 0 6	7 0 7	34 9 25	0 0 -	0 0 -	- - -	- - -	- - -	- - -	- - -	- - -										
16 <b>DI GIANNANTONIO</b> Fabio [ITA]	43	217	4	0 0 -	6 0 6	7 0 7	4 0 4	8 0 8	2 0 2	7 0 7	- - -	3 0 3	0 0 0	6 0 6										
17 <b>NAKAGAMI</b> Takaaki [JPN]	35	225	8	4 0 4	3 0 3	0 0 -	7 - 7	7 0 7	3 0 3	2 0 2	8 0 8	0 0 0	0 - 0	1 0 1										
18 <b>BASTIANINI</b> Enea [ITA]	25	235	10	- - -	- - -	- - -	- - -	- - -	8 1 7	8 0 8	2 2 -	0 0 -	6 0 6	1 1										
19 <b>MARQUEZ</b> Marc [SPA]	22	238	3	7 7 -	- - -	- - -	- - -	5 5 -	3 3 -	0 0 -	0 0 -	0 0 -	4 0 4	3 0 3										
20 <b>FERNANDEZ</b> Raul [SPA]	14	246	8	0 0 -	2 0 2	0 0 -	1 0 1	- - -	0 0 0	1 0 1	4 0 4	6 0 6	0 0 -	0 0										
21 <b>PEDROSA</b> Dani [SPA]	13	247	1	- - -	- - -	- - -	13 4 9	- - -	- - -	- - -	- - -	- - -	- - -	- - -										
22 <b>SAVADORI</b> Lorenzo [ITA]	9	251	4	- - -	- - -	- - -	- - -	4 0 4	0 0 0	- - -	5 0 5	- - -	0 - 0	- -										
23 <b>FOLGER</b> Jonas [GER]	9	251	0	- - -	- - -	4 0 4	0 0 0	3 - 3	0 0 0	0 - 0	2 0 2	- - -	- - -	- -										
24 <b>ESPARGARO</b> Pol [SPA]	8	252	1	- - -	- - -	- - -	- - -	- - -	- - -	- - -	- - -	4 0 4	4 4 0	- -										

These data/results cannot be reproduced, stored and/or transmitted in whole or in part by any manner of electronic, mechanical, photocopying, recording, broadcasting or otherwise now known or herein after developed without the previous express consent by the copyright owner, except for reproduction in daily press and regular printed publications on sale to the public within 60 days of the event related to those data/results and always provided that copyright symbol appears together as follows below.

© DORNA, 2023

Official MotoGP Timing by TISSOT  
www.motogp.com





GRAN PREMI MONSTER ENERGY DE CATALUNYA

30

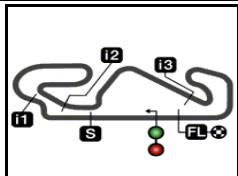
4657 m.

World Championship Classification

Rider	Points	Leader	Prev	POR	ARG	AME	SPA	FRA	ITA	GER	NED	GBR	AUT	CAT	RSM	IND	JPN	INA	AUS	THA	MAL	QAT	VAL	
25 <b>PIRRO</b> Michele [ITA]	5	255	3	-	-	5	-	-	0	-	-	-	-	-										
26 <b>MIR</b> Joan [SPA]	5	255	0	5	-	0	-	0	-	-	-	0	0	0										
27 <b>PETRUCCI</b> Danilo [ITA]	5	255	0	-	-	-	-	5	-	-	-	-	-	-										
28 <b>BRADL</b> Stefan [GER]	5	255	0	-	-	0	2	-	-	-	3	-	-	-										
29 <b>LECUONA</b> Iker [SPA]	0	260	5	-	-	-	0	-	-	-	0	0	0	0										

These data/results cannot be reproduced, stored and/or transmitted in whole or in part by any manner of electronic, mechanical, photocopying, recording, broadcasting or otherwise now known or herein after developed without the previous express consent by the copyright owner, except for reproduction in daily press and regular printed publications on sale to the public within 60 days of the event related to those data/results and always provided that copyright symbol appears together as follows below.  
© DORNA, 2023





4657 m.

## GRAN PREMI MONSTER ENERGY DE CATALUNYA

MotoGP™

## World Championship Classification

30

Constructor	Points	Leader	Previous	POR	ARG	AME	SPA	FRA	ITA	GER	NED	GBR	AUT	CAT	RSM	IND	JPN	INA	AUS	THA	MAL	QAT	VAL
1 DUCATI	379			37	34	32	34	37	37	37	37	32	37	25									
2 KTM	215	164	164	16	22	11	32	22	15	17	18	19	29	14									
3 APRILIA	203	176	12	25	7	19	16	13	12	7	22	32	13	37									
4 YAMAHA	102	277	101	8	19	16	6	9	6	4	14	2	9	9									
5 HONDA	96	283	6	13	7	34	7	12	6	2	8	-	4	3									

Team	Points	Leader	Previous	POR	ARG	AME	SPA	FRA	ITA	GER	NED	GBR	AUT	CAT	RSM	IND	JPN	INA	AUS	THA	MAL	QAT	VAL
1 PRIMA PRAMAC RACING	351			24	33	16	21	52	49	58	15	27	19	37									
2 MOONEY VR46 RACING TEAM	314	37	37	16	49	37	11	34	35	33	41	18	29	11									
3 DUCATI LENOVO TEAM	295	56	19	37	4	17	34	12	45	37	36	20	43	10									
4 RED BULL KTM FACTORY RACING	270	81	25	25	22	9	55	19	24	21	18	28	35	14									
5 APRILIA RACING	267	84	3	36	8	19	14	14	16	1	25	48	22	64									
6 MONSTER ENERGY YAMAHA MOTOGP	149	202	118	10	29	24	11	15	11	7	14	3	14	11									
7 GRESINI RACING MOTOGP	145	206	4	12	27	7	12	8	2	18	11	15	17	16									
8 LCR HONDA	85	266	60	10	10	34	7	7	3	2	11	-	-	1									
9 GASGAS FACTORY RACING TECH3	75	276	10	3	5	10	3	16	1	5	8	11	6	7									
10 CRYPTODATA RNF MOTOGP TEAM	73	278	2	3	2	13	6	4	-	7	4	19	-	15									
11 REPSOL HONDA TEAM	27	324	46	12	-	-	-	5	3	-	-	-	4	3									

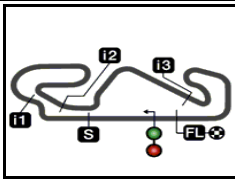
These data/results cannot be reproduced, stored and/or transmitted in whole or in part by any manner of electronic, mechanical, photocopying, recording, broadcasting or otherwise now known or herein after developed without the previous express consent by the copyright owner, except for reproduction in daily press and regular printed publications on sale to the public within 60 days of the event related to those data/results and always provided that copyright symbol appears together as follows below.  
© DORNA, 2023

Official MotoGP Timing by TISSOT  
www.motogp.com

Barcelona, Sunday, September 03, 2023

Page 4 of 4





4657 m.

## GRAN PREMI MONSTER ENERGY DE CATALUNYA

## Race

## Lap Chart

31

Pos	1	2	3	4	5	6	7	8	9	10	11	12	13	14	15	16	17	18	19	20	21	22
Grid	1	(41)	88	12	89	5	73	49	33	72	93	43	44	23	25	21	20	10	37	36	30	27

	1	12	89	(41)	88	5	43	73	33	93	20	72	21	49	37	10	25	27	30	36	44
	2	12	89	(41)	88	5	43	33	73	93	20	72	49	21	37	10	25	27	30	36	
	3	12	(41)	89	88	5	33	43	73	20	93	49	72	37	21	25	10	27	30	36	
	4	12	(41)	88	89	5	43	73	20	49	93	37	72	25	21	10	27	36	30		
	5	12	(41)	88	89	5	43	73	20	49	93	37	25	72	21	10	27	36	30		
	6	12	(41)	88	89	5	43	73	20	49	93	37	25	72	21	10	36	27	30		
	7	12	(41)	88	89	5	43	73	20	49	93	37	25	72	21	10	36	27	30		
	8	12	(41)	88	89	5	43	73	20	49	93	37	25	72	21	10	36	27	30		
	9	12	(41)	88	89	5	73	43	20	49	37	93	25	72	10	21	36	30	27		
	10	12	(41)	89	88	5	73	43	20	49	37	93	72	10	21	36	30	27	25		
L	11	12	(41)	89	88	5	73	43	20	49	37	93	72	10	21	36	30	27			
a	12	12	(41)	89	88	5	73	20	43	49	37	72	93	10	21	30	36	27			
P	13	12	(41)	89	88	5	73	20	43	49	37	72	93	10	21	30	36	27			
S	14	12	(41)	89	88	5	73	20	43	49	37	72	10	93	21	30	36	27			
	15	12	(41)	89	88	5	73	20	43	49	37	72	10	93	21	30	36	27			
	16	12	(41)	89	88	5	73	20	43	49	37	72	10	93	21	30	36	27			
	17	12	(41)	89	88	5	73	20	43	49	37	72	10	93	21	30	36	27			
	18	12	(41)	89	88	5	73	20	43	49	37	72	10	93	21	30	36	27			
	19	12	(41)	89	5	88	73	20	43	37	49	72	10	93	21	30	36	27			
	20	(41)	12	89	5	88	73	20	43	49	37	10	72	93	21	30	27	36			
	21	(41)	12	89	5	88	73	20	43	49	37	10	72	93	21	30	27	36			
	22	(41)	12	89	5	88	73	20	43	49	37	10	72	93	21	30	27	36			
	23	(41)	12	89	5	88	73	20	43	37	49	10	72	93	21	30	27	36			



Winner



Lapped rider

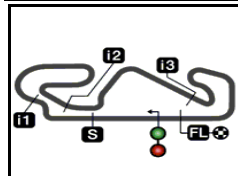
These data/results cannot be reproduced, stored and/or transmitted in whole or in part by any manner of electronic, mechanical, photocopying, recording, broadcasting or otherwise now known or herein after developed without the previous express consent by the copyright owner, except for reproduction in daily press and regular printed publications on sale to the public within 60 days of the event related to those data/results and always provided that copyright symbol appears together as follows below.

© DORNA, 2023

Official MotoGP Timing by TISSOT  
www.motogp.com

Barcelona, Sunday, September 03, 2023






4657 m.

## GRAN PREMI MONSTER ENERGY DE CATALUNYA

## Race

## Fastest Lap of Each Rider

32

	Rider	Nation	Team	Motorcycle	Time	Lap Total	Gap
1	12 <b>Maverick VIÑALES</b>	SPA	Aprilia Racing	APRILIA	<b>1'40.343</b>	3 23	
2	41 <b>Aleix ESPARGARO</b>	SPA	Aprilia Racing	APRILIA	<b>1'40.362</b>	3 23	0.019 0.019
3	88 <b>Miguel OLIVEIRA</b>	POR	CryptoDATA RNF MotoGP Team	APRILIA	<b>1'40.524</b>	2 23	0.181 0.162
4	33 <b>Brad BINDER</b>	RSA	Red Bull KTM Factory Racing	KTM	<b>1'40.682</b>	3 3	0.339 0.158
5	5 <b>Johann ZARCO</b>	FRA	Prima Pramac Racing	DUCATI	<b>1'40.746</b>	4 23	0.403 0.064
6	89 <b>Jorge MARTIN</b>	SPA	Prima Pramac Racing	DUCATI	<b>1'40.756</b>	2 23	0.413 0.010
7	25 <b>Raul FERNANDEZ</b>	SPA	CryptoDATA RNF MotoGP Team	APRILIA	<b>1'40.823</b>	7 10	0.480 0.067
8	43 <b>Jack MILLER</b>	AUS	Red Bull KTM Factory Racing	KTM	<b>1'40.879</b>	6 23	0.536 0.056
9	20 <b>Fabio QUARTARARO</b>	FRA	Monster Energy Yamaha MotoGP	YAMAHA	<b>1'40.933</b>	6 23	0.590 0.054
10	49 <b>Fabio DI GIANNANTONIO</b>	ITA	Gresini Racing MotoGP	DUCATI	<b>1'40.933</b>	7 23	0.590
11	73 <b>Alex MARQUEZ</b>	SPA	Gresini Racing MotoGP	DUCATI	<b>1'40.986</b>	7 23	0.643 0.053
12	37 <b>Augusto FERNANDEZ</b>	SPA	GASGAS Factory Racing Tech3	KTM	<b>1'40.987</b>	5 23	0.644 0.001
13	93 <b>Marc MARQUEZ</b>	SPA	Repsol Honda Team	HONDA	<b>1'40.996</b>	7 23	0.653 0.009
14	72 <b>Marco BEZZECCHI</b>	ITA	Mooney VR46 Racing Team	DUCATI	<b>1'41.203</b>	6 23	0.860 0.207
15	21 <b>Franco MORBIDELLI</b>	ITA	Monster Energy Yamaha MotoGP	YAMAHA	<b>1'41.269</b>	6 23	0.926 0.066
16	10 <b>Luca MARINI</b>	ITA	Mooney VR46 Racing Team	DUCATI	<b>1'41.304</b>	14 23	0.961 0.035
17	36 <b>Joan MIR</b>	SPA	Repsol Honda Team	HONDA	<b>1'41.494</b>	3 23	1.151 0.190
18	30 <b>Takaaki NAKAGAMI</b>	JPN	LCR Honda IDEMITSU	HONDA	<b>1'41.699</b>	3 23	1.356 0.205
19	27 <b>Iker LECUONA</b>	SPA	LCR Honda CASTROL	HONDA	<b>1'41.830</b>	4 23	1.487 0.131

These data/results cannot be reproduced, stored and/or transmitted in whole or in part by any manner of electronic, mechanical, photocopying, recording, broadcasting or otherwise now known or herein after developed without the previous express consent by the copyright owner, except for reproduction in daily press and regular printed publications on sale to the public within 60 days of the event related to those data/results and always provided that copyright symbol appears together as follows below.

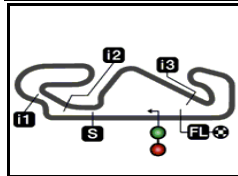
© DORNA, 2023

Official MotoGP Timing by TISSOT  
www.motogp.com

Barcelona, Sunday, September 03, 2023







4657 m.

## GRAN PREMI MONSTER ENERGY DE CATALUNYA

After the Race

## Event Best Maximum Speed

33



Rider	Nation	Team	Motorcycle	Km/h	
41 Aleix ESPARGARO	SPA	Aprilia Racing	APRILIA	356.4	Warm Up
43 Jack MILLER	AUS	Red Bull KTM Factory Racing	KTM	355.2	Race
72 Marco BEZZECCHI	ITA	Mooney VR46 Racing Team	DUCATI	355.2	Race
89 Jorge MARTIN	SPA	Prima Pramac Racing	DUCATI	355.2	Qualifying Nr. 2
10 Luca MARINI	ITA	Mooney VR46 Racing Team	DUCATI	354.0	Race
33 Brad BINDER	RSA	Red Bull KTM Factory Racing	KTM	354.0	Qualifying Nr. 2
23 Enea BASTIANINI	ITA	Ducati Lenovo Team	DUCATI	354.0	Warm Up
44 Pol ESPARGARO	SPA	GASGAS Factory Racing Tech3	KTM	354.0	Qualifying Nr. 1
1 Francesco BAGNAIA	ITA	Ducati Lenovo Team	DUCATI	352.9	Warm Up
73 Alex MARQUEZ	SPA	Gresini Racing MotoGP	DUCATI	351.7	Race
88 Miguel OLIVEIRA	POR	CryptoDATA RNF MotoGP Team	APRILIA	351.7	Qualifying Nr. 1
5 Johann ZARCO	FRA	Prima Pramac Racing	DUCATI	351.7	Race
93 Marc MARQUEZ	SPA	Repsol Honda Team	HONDA	351.7	Tissot Sprint
12 Maverick VIÑALES	SPA	Aprilia Racing	APRILIA	351.7	Warm Up
21 Franco MORBIDELLI	ITA	Monster Energy Yamaha MotoGP	YAMAHA	351.7	Warm Up
20 Fabio QUARTARARO	FRA	Monster Energy Yamaha MotoGP	YAMAHA	350.6	Race
25 Raul FERNANDEZ	SPA	CryptoDATA RNF MotoGP Team	APRILIA	350.6	Warm Up
36 Joan MIR	SPA	Repsol Honda Team	HONDA	350.6	Race
49 Fabio DI GIANNANTONIO	ITA	Gresini Racing MotoGP	DUCATI	349.5	Qualifying Nr. 2
37 Augusto FERNANDEZ	SPA	GASGAS Factory Racing Tech3	KTM	349.5	Race
27 Iker LECUONA	SPA	LCR Honda CASTROL	HONDA	348.3	Tissot Sprint
30 Takaaki NAKAGAMI	JPN	LCR Honda IDEMITSU	HONDA	346.1	Race

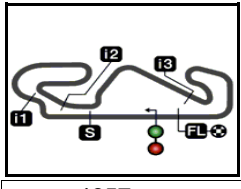
These data/results cannot be reproduced, stored and/or transmitted in whole or in part by any manner of electronic, mechanical, photocopying, recording, broadcasting or otherwise now known or herein after developed without the previous express consent by the copyright owner, except for reproduction in daily press and regular printed publications on sale to the public within 60 days of the event related to those data/results and always provided that copyright symbol appears together as follows below.

© DORNA, 2023

Official MotoGP Timing by TISSOT  
www.motogp.com

Barcelona, Sunday, September 03, 2023





4657 m.

## GRAN PREMI MONSTER ENERGY DE CATALUNYA

## Race

## Chronological Analysis of Performances

34

\* Lap / Sector time cancelled

T1 Time from finish line to 1st intermediate

T3 Time from 2nd intermed. to 3rd intermed.

P Crossing the finish line in pit lane

T2 Time from 1st intermed. to 2nd intermed.

T4 Time from 3rd intermediate to finish line

\*\*Tyre data subject to further updates

Lap	Lap Time	T1	T2	T3	T4	Speed	Lap	Lap Time	T1	T2	T3	T4	Speed
<b>1st 41 Aleix ESPARGARO</b> APRILIA SPA													
Aprilia Racing													
Runs=1 Total laps=23 Full laps=22 Valid laps=22													
Run #	1	Front Tyre	Slick-Medium	Rear Tyre	Slick-Medium								
				New Tyre				New Tyre					
1	1'44.721		20.414	32.310	20.793	31.204	292.6						
2	1'40.610		16.969	31.823	20.751	31.067	349.5						
3	1'40.362		16.991	31.765	20.655	30.951	345.0						
4	1'40.432		16.890	31.917	20.644	30.981	351.7						
5	1'40.595		17.013	31.881	20.699	31.002	351.7						
6	1'40.570		16.955	31.811	20.794	31.010	348.3						
7	1'40.414		16.840	31.840	20.734	31.000	346.1						
8	1'40.441		16.807	31.845	20.778	31.011	352.9						
9	1'40.799		16.935	31.943	20.805	31.116	348.3						
10	1'40.966		16.844	31.946	20.816	31.360	351.7						
11	1'41.544		17.265	32.289	20.855	31.135	352.9						
12	1'40.996		16.980	31.999	20.766	31.251	354.0						
13	1'40.793		16.853	32.006	20.730	31.204	350.6						
14	1'40.710		16.891	31.923	20.745	31.151	349.5						
15	1'41.168		17.002	32.064	20.664	31.438	350.6						
16	1'41.197		16.969	32.089	20.869	31.270	349.5						
17	1'41.563		17.057	32.230	20.843	31.433	350.6						
18	1'42.079		16.985	32.401	21.095	31.598	350.6						
19	1'42.517		17.022	32.557	21.216	31.722	348.3						
20	1'42.871		17.373	32.759	21.147	31.592	352.9						
21	1'43.052		17.169	32.700	21.159	32.024	349.5						
22	1'43.810		17.616	32.818	21.334	32.042	349.5						
23	1'43.949		17.164	33.004	21.460	32.321	347.2						
<b>2nd 12 Maverick VIÑALES</b> APRILIA SPA													
Aprilia Racing													
Runs=1 Total laps=23 Full laps=22 Valid laps=21													
Run #	1	Front Tyre	Slick-Medium	Rear Tyre	Slick-Medium								
				New Tyre				New Tyre					
1	1'44.190		20.226	32.191	20.842	30.931	297.5						
2	1'40.676		16.917	31.858	20.847	31.054	349.5						
3	1'40.343		16.816	31.751	20.707	31.069	350.6						
4	1'40.547		16.832	31.946	20.724	31.045	350.6						
5	1'40.680		16.999	31.961	20.714	31.006	350.6						
6	1'40.533		16.998	31.743	20.757	31.035	348.3						
7	1'40.405		16.784	31.874	20.741	31.006	350.6						
8	1'40.459		16.799	31.796	20.874	30.990	350.6						
9	1'40.809		16.909	31.953	20.790	31.157	348.3						
10	1'40.665		16.811	31.980	20.772	31.102	349.5						
11	1'40.781		16.742	32.087	20.817	31.135	351.7						
<b>3rd 89 Jorge MARTIN</b> DUCATI SPA													
Prima Pramac Racing													
Runs=1 Total laps=23 Full laps=22 Valid laps=20													
Run #	1	Front Tyre	Slick-Medium	Rear Tyre	Slick-Medium								
				New Tyre				New Tyre					
1	1'44.434		20.144	32.443	20.889	30.958	296.7						
2	1'40.756		16.965	31.836	20.827	31.128	346.1						
3	1'40.712 *		16.857	31.893	20.767 *	31.195	347.2						
4	1'41.097		16.899	32.200	20.896	31.102	335.4						
5	1'40.789		16.930	31.936	20.805	31.118	336.4						
6	1'41.072		16.987	31.893	20.972	31.220	343.9						
7	1'40.782		16.949	31.917	20.836	31.080	348.3						
8	1'40.848 *		16.832	31.933	20.946 *	31.137	349.5						
9	1'40.866		16.853	32.093	20.764	31.156	339.6						
10	1'41.014		16.860	32.087	20.866	31.201	343.9						
11	1'41.027		16.817	32.114	20.881	31.215	348.3						
12	1'41.088		16.816	32.067	20.862	31.343	347.2						
13	1'41.329		16.823	32.101	20.991	31.414	348.3						
14	1'41.206		16.880	32.094	20.956	31.276	349.5						
15	1'41.562		17.011	32.322	20.892	31.337	350.6						
16	1'41.673		16.866	32.259	21.012	31.536	348.3						
17	1'41.948		16.892	32.430	21.035	31.591	348.3						
18	1'42.363		17.025	32.517	21.161	31.660	349.5						
19	1'42.206		16.922	32.492	21.035	31.757	348.3						
20	1'42.904		17.001	32.843	21.189	31.871	348.3						
21	1'43.215		17.030	32.802	21.300	32.083	347.2						
22	1'43.101		17.078	32.787	21.329	31.907	348.3						
23	1'42.998		16.981	32.752	21.225	32.040	348.3						

<b>Fastest Lap:</b>	Maverick VIÑALES	Aprilia Racing	SPA	1'40.343	16.816	31.751	20.707	31.069
---------------------	------------------	----------------	-----	----------	--------	--------	--------	--------

These data/results cannot be reproduced, stored and/or transmitted in whole or in part by any manner of electronic, mechanical, photocopying, recording, broadcasting or otherwise now known or herein after developed without the previous express consent by the copyright owner, except for reproduction in daily press and regular printed publications on sale to the public within 60 days of the event related to those data/results and always provided that copyright symbol appears together as follows below.

© DORNA, 2023

Official MotoGP Timing by TISSOT

www.motogp.com

Barcelona, Sunday, September 03, 2023

Page 1 of 5



## Race

## MotoGP

Lap	Lap Time	T1	T2	T3	T4	Speed	Lap	Lap Time	T1	T2	T3	T4	Speed	
<b>4th</b>	<b>5</b>	<b>Johann ZARCO</b>				DUCATI	FRA	23	<b>1'43.173</b>	17.060	32.896	21.292	31.925	345.0
		Prima Pramac Racing												
		Runs=1	Total laps=23	Full laps=22	Valid laps=22									
Run #	1	Front Tyre	Slick-Medium	Rear Tyre	Slick-Medium	Speed	Run #	1	Front Tyre	Slick-Medium	Rear Tyre	Slick-Medium	Speed	
		New Tyre		New Tyre										
1	1'45.140	20.670	32.479	20.912	31.079	299.1	1	1'45.666	20.768	32.749	20.920	31.229	301.6	
2	<b>1'41.133</b>	17.079	32.046	20.886	31.122	342.8	2	<b>1'41.634</b>	17.269	32.320	20.887	<b>31.158</b>	336.4	
3	<b>1'40.774</b>	17.182	<b>31.769</b>	20.787	<b>31.036</b>	348.3	3	1'41.238 *	17.032	32.025	20.920*	31.261	329.2	
4	<b>1'40.746</b>	17.017	31.850	20.796	31.083	335.4	4	<b>1'41.065</b>	17.048	31.959	20.822	31.236	332.3	
5	<b>1'40.955</b>	17.016	31.934	20.833	31.172	337.5	5	<b>1'41.162</b>	17.029	32.091	20.842	31.200	339.6	
6	<b>1'40.901</b>	16.963	31.916	20.938	31.084	340.6	6	1'40.719 *	<b>16.864</b>	<b>31.910</b>	20.807	31.138*	341.7	
7	<b>1'40.773</b>	16.912	31.899	<b>20.756</b>	31.206	345.0	7	<b>1'40.986</b>	16.946	31.990	20.886	31.164	345.0	
8	<b>1'40.924</b>	16.952	31.891	20.931	31.150	342.8	8	<b>1'41.052</b>	16.959	32.100	20.813	31.180	343.9	
9	<b>1'41.314</b>	16.951	32.226	20.903	31.234	347.2	9	<b>1'41.972</b>	17.188	32.425	<b>20.746</b>	31.613	343.9	
10	<b>1'41.123</b>	16.965	32.113	20.819	31.226	343.9	10	<b>1'41.258</b>	16.881	32.171	20.881	31.325	348.3	
11	<b>1'41.158</b>	16.941	32.119	20.876	31.222	343.9	11	<b>1'41.648</b>	17.053	32.254	20.834	31.507	350.6	
12	<b>1'41.122</b>	<b>16.838</b>	32.120	20.795	31.369	348.3	12	<b>1'41.430</b>	16.900	32.158	20.819	31.553	350.6	
13	<b>1'41.441</b>	16.982	32.143	20.920	31.396	341.7	13	<b>1'41.705</b>	16.952	32.238	20.924	31.591	348.3	
14	<b>1'41.733</b>	17.072	32.269	21.057	31.335	341.7	14	<b>1'41.380</b>	16.985	32.101	20.857	31.437	347.2	
15	<b>1'41.951</b>	17.113	32.369	20.981	31.488	339.6	15	<b>1'41.640</b>	17.022	32.285	20.880	31.453	348.3	
16	<b>1'42.178</b>	17.030	32.415	21.103	31.630	341.7	16	<b>1'41.868</b>	16.989	32.336	20.950	31.593	347.2	
17	<b>1'42.178</b>	17.008	32.442	21.074	31.654	343.9	17	<b>1'42.106</b>	17.015	32.374	21.023	31.694	348.3	
18	<b>1'42.474</b>	17.007	32.568	21.204	31.695	342.8	18	<b>1'42.480</b>	16.983	32.691	21.098	31.708	342.8	
19	<b>1'42.487</b>	16.963	32.567	21.098	31.859	342.8	19	<b>1'42.594</b>	17.002	32.627	21.126	31.839	349.5	
20	<b>1'42.791</b>	16.912	32.877	21.254	31.748	346.1	20	<b>1'43.628</b>	17.722	32.869	21.115	31.922	<b>351.7</b>	
21	<b>1'42.529</b>	17.004	32.486	21.279	31.760	342.8	21	<b>1'43.239</b>	17.046	32.838	21.279	32.076	348.3	
22	<b>1'42.561</b>	17.191	32.509	21.132	31.729	<b>351.7</b>	22	<b>1'43.012</b>	17.152	32.672	21.180	32.008	345.0	
23	<b>1'42.640</b>	17.056	32.636	21.100	31.848	347.2	23	<b>1'43.267</b>	17.221	32.852	21.164	32.030	345.0	
<b>5th</b>	<b>88</b>	<b>Miguel OLIVEIRA</b>				APRILIA	POR							
		CryptoDATA RNF MotoGP Team												
		Runs=1	Total laps=23	Full laps=22	Valid laps=20									
Run #	1	Front Tyre	Slick-Medium	Rear Tyre	Slick-Medium	Speed	Run #	1	Front Tyre	Slick-Medium	Rear Tyre	Slick-Medium	Speed	
		New Tyre		New Tyre										
1	1'44.973	20.487	32.368	20.848	31.270	298.3	1	1'46.511	21.090	32.806	21.005	31.610	305.0	
2	<b>1'40.524</b>	16.917	<b>31.768</b>	20.838	<b>31.001</b>	338.5	2	<b>1'41.702</b>	17.119	32.272	20.887	31.424	345.0	
3	<b>1'40.550</b>	16.972	31.779	20.795	31.004	327.2	3	1'41.135 *	17.197	31.940	20.812*	31.186	345.0	
4	1'40.673 *	16.914	31.919	20.799	31.041*	332.3	4	<b>1'41.003</b>	16.967	32.036	20.813	31.187	346.1	
5	<b>1'40.583</b>	16.954	31.852	<b>20.752</b>	31.025	340.6	5	<b>1'41.093</b>	17.021	32.066	<b>20.741</b>	31.265	343.9	
6	<b>1'40.596</b>	16.889	31.775	20.797	31.135	343.9	6	<b>1'40.933</b>	17.033	<b>31.914</b>	20.804	<b>31.182</b>	341.7	
7	<b>1'40.877</b>	16.891	31.993	20.840	31.153	338.5	7	<b>1'41.102</b>	16.964	32.018	20.779	31.341	348.3	
8	1'41.162 *	<b>16.866</b>	32.012	21.113*	31.171	<b>349.5</b>	8	<b>1'41.256</b>	<b>16.953</b>	32.160	20.797	31.346	<b>350.6</b>	
9	<b>1'41.322</b>	16.932	32.227	20.875	31.288	342.8	9	<b>1'41.340</b>	16.970	32.131	20.845	31.394	348.3	
10	<b>1'41.384</b>	17.054	32.226	20.888	31.216	348.3	10	<b>1'41.360</b>	17.080	32.055	20.936	31.289	338.5	
11	<b>1'41.211</b>	16.977	32.158	20.850	31.226	346.1	11	<b>1'41.654</b>	17.220	32.217	20.897	31.320	345.0	
12	<b>1'41.482</b>	16.995	32.239	20.919	31.329	338.5	12	<b>1'41.483</b>	17.037	32.157	20.849	31.440	343.9	
13	<b>1'41.619</b>	17.016	32.226	20.945	31.432	338.5	13	<b>1'41.565</b>	17.004	32.187	20.906	31.468	343.9	
14	<b>1'41.430</b>	17.069	32.092	20.947	31.322	340.6	14	<b>1'41.524</b>	17.011	32.168	20.949	31.396	347.2	
15	<b>1'42.364</b>	17.451	32.483	20.976	31.454	349.5	15	<b>1'41.890</b>	17.103	32.326	20.917	31.544	346.1	
16	<b>1'42.114</b>	17.122	32.354	21.074	31.564	345.0	16	<b>1'42.147</b>	17.094	32.374	21.055	31.624	342.8	
17	<b>1'42.337</b>	17.076	32.451	21.139	31.671	346.1	17	<b>1'41.997</b>	17.169	32.285	20.963	31.580	348.3	
18	<b>1'42.589</b>	17.050	32.565	21.277	31.697	345.0	18	<b>1'42.462</b>	17.076	32.607	21.020	31.759	348.3	
19	<b>1'42.880</b>	16.960	32.642	21.247	32.031	345.0	19	<b>1'42.464</b>	17.013	32.538	21.105	31.808	348.3	
20	<b>1'42.914</b>	17.118	32.781	21.281	31.734	337.5	20	<b>1'43.085</b>	17.405	32.770	21.114	31.796	350.6	
21	<b>1'43.387</b>	17.184	32.712	21.455	32.036	336.4								
22	<b>1'43.544</b>	17.314	32.900	21.392	31.938	338.5								

**Fastest Lap:** Maverick VIÑALES Aprilia Racing SPA **1'40.343** 16.816 31.751 20.707 31.069

These data/results cannot be reproduced, stored and/or transmitted in whole or in part by any manner of electronic, mechanical, photocopying, recording, broadcasting or otherwise now known or herein after developed without the previous express consent by the copyright owner, except for reproduction in daily press and regular printed publications on sale to the public within 60 days of the event related to those data/results and always provided that copyright symbol appears together as follows below.  
© DORNA, 2023



# Race

# MotoGP

Lap	Lap Time	T1	T2	T3	T4	Speed	Lap	Lap Time	T1	T2	T3	T4	Speed
21	<b>1'43.015</b>	17.039	32.742	21.245	31.989	347.2	19	<b>1'42.721</b>	17.066	32.840	21.059	31.756	341.7
22	<b>1'42.944</b>	17.130	32.631	21.172	32.011	345.0	20	<b>1'43.510</b>	17.442	33.281	21.153	31.634	338.5
23	<b>1'43.315</b>	17.234	32.787	21.226	32.068	346.1	21	<b>1'42.992</b>	17.173	32.566	21.373	31.880	326.2

**8th** **43** **Jack MILLER** KTM AUS  
Red Bull KTM Factory Racing

Runs=1 Total laps=23 Full laps=22 Valid laps=22

Run #	1	Front Tyre	Slick-Medium	Rear Tyre	Slick-Medium	Speed
		New Tyre		New Tyre		
1	1'45.426	20.574	32.687	21.002	31.163	302.5
2	<b>1'41.538</b>	17.352	31.998	20.920	31.268	338.5
3	<b>1'41.259</b>	17.118	32.020	20.917	31.204	342.8
4	<b>1'41.006</b>	17.033	31.979	20.882	<b>31.112</b>	338.5
5	<b>1'41.078</b>	16.996	32.108	<b>20.762</b>	31.212	346.1
6	<b>1'40.879</b>	16.921	<b>31.951</b>	20.863	31.144	343.9
7	<b>1'40.913</b>	<b>16.842</b>	32.100	20.831	31.140	350.6
8	<b>1'40.984</b>	16.862	32.081	20.840	31.201	351.7
9	<b>1'42.643</b>	17.545	32.333	20.896	31.869	351.7
10	<b>1'41.427</b>	16.966	32.137	20.955	31.369	348.3
11	<b>1'41.726</b>	17.164	32.262	20.860	31.440	345.0
12	<b>1'42.081</b>	17.150	32.378	21.020	31.533	346.1
13	<b>1'41.535</b>	16.946	32.187	20.910	31.492	345.0
14	<b>1'41.523</b>	16.978	32.178	20.974	31.393	346.1
15	<b>1'41.917</b>	17.062	32.339	20.997	31.519	339.6
16	<b>1'41.958</b>	17.128	32.245	21.037	31.548	337.5
17	<b>1'42.736</b>	17.609	32.569	20.956	31.602	<b>355.2</b>
18	<b>1'42.238</b>	16.980	32.650	21.003	31.605	349.5
19	<b>1'42.416</b>	16.956	32.597	21.084	31.779	347.2
20	<b>1'42.804</b>	17.185	32.690	21.225	31.704	347.2
21	<b>1'42.968</b>	17.136	32.643	21.281	31.908	343.9
22	<b>1'42.878</b>	17.151	32.634	21.202	31.891	337.5
23	<b>1'43.106</b>	17.171	32.702	21.264	31.969	336.4

**9th** **37** **Augusto FERNANDEZ** KTM SPA  
GASGAS Factory Racing Tech3

Runs=1 Total laps=23 Full laps=22 Valid laps=22

Run #	1	Front Tyre	Slick-Medium	Rear Tyre	Slick-Medium	Speed
		New Tyre		New Tyre		
1	1'47.048	21.324	33.256	21.029	31.439	292.6
2	<b>1'41.792</b>	17.283	32.358	21.079	31.072	321.4
3	<b>1'41.421</b>	17.249	32.060	20.884	31.228	325.3
4	<b>1'41.303</b>	17.093	32.121	20.915	31.174	328.2
5	<b>1'40.987</b>	17.089	32.087	20.874	<b>30.937</b>	337.5
6	<b>1'41.070</b>	17.057	<b>32.037</b>	20.892	31.084	328.2
7	<b>1'41.022</b>	17.057	32.071	20.882	31.012	326.2
8	<b>1'41.090</b>	<b>17.016</b>	32.086	20.853	31.135	335.4
9	<b>1'41.059</b>	17.103	32.226	<b>20.695</b>	31.035	342.8
10	<b>1'41.221</b>	17.124	32.106	20.871	31.120	339.6
11	<b>1'41.527</b>	17.030	32.212	20.977	31.308	332.3
12	<b>1'41.761</b>	17.384	32.223	20.912	31.242	338.5
13	<b>1'42.037</b>	17.099	32.487	21.026	31.425	336.4
14	<b>1'41.471</b>	17.154	32.110	20.924	31.283	330.2
15	<b>1'41.933</b>	17.336	32.339	20.884	31.374	340.6
16	<b>1'41.989</b>	17.274	32.277	21.023	31.415	338.5
17	<b>1'42.167</b>	17.130	32.462	21.093	31.482	339.6
18	<b>1'42.329</b>	17.129	32.529	21.194	31.477	327.2

**10th** **49** **Fabio DI GIANNANTONI** DUCATI ITA  
Gresini Racing MotoGP

Runs=1 Total laps=23 Full laps=22 Valid laps=20

Run #	1	Front Tyre	Slick-Medium	Rear Tyre	Slick-Medium	Speed
		New Tyre		New Tyre		
1	1'46.909	21.209	33.171	21.101	31.428	300.0
2	1'41.569	* 17.327	32.208	20.864	31.170*	329.2
3	1'41.356	* 17.076	32.217	20.914*	<b>31.149</b>	329.2
4	<b>1'41.161</b>	17.045	32.011	20.912	31.193	334.3
5	<b>1'41.167</b>	17.068	32.065	<b>20.781</b>	31.253	336.4
6	<b>1'41.206</b>	16.992	32.030	20.954	31.230	339.6
7	<b>1'40.933</b>	<b>16.955</b>	31.945	20.835	31.198	346.1
8	<b>1'41.012</b>	16.977	<b>31.943</b>	20.896	31.196	341.7
9	<b>1'41.297</b>	16.968	32.082	20.916	31.331	342.8
10	<b>1'41.178</b>	16.972	32.000	20.880	31.326	343.9
11	<b>1'41.619</b>	16.997	32.229	21.015	31.378	340.6
12	<b>1'41.813</b>	16.979	32.233	21.155	31.446	338.5
13	<b>1'41.996</b>	17.179	32.401	20.955	31.461	338.5
14	<b>1'41.521</b>	17.083	32.135	20.928	31.375	336.4
15	<b>1'41.911</b>	17.059	32.309	20.995	31.548	346.1
16	<b>1'41.818</b>	16.980	32.217	21.031	31.590	<b>347.2</b>
17	<b>1'42.303</b>	17.159	32.570	20.980	31.594	345.0
18	<b>1'42.382</b>	16.983	32.734	21.110	31.555	336.4
19	<b>1'42.934</b>	17.237	32.647	21.136	31.914	343.9
20	<b>1'43.217</b>	17.238	32.917	21.185	31.877	328.2
21	<b>1'43.083</b>	17.147	32.650	21.284	32.002	337.5
22	<b>1'43.133</b>	17.293	32.707	21.296	31.837	345.0
23	<b>1'43.921</b>	17.231	32.653	21.270	32.767	338.5

**11th** **10** **Luca MARINI** DUCATI ITA  
Mooney VR46 Racing Team

Runs=1 Total laps=23 Full laps=22 Valid laps=22

Run #	1	Front Tyre	Slick-Medium	Rear Tyre	Slick-Medium	Speed
		New Tyre		New Tyre		
1	1'47.278	21.358	33.310	21.265	31.345	302.5
2	<b>1'41.955</b>	17.158	32.381	21.151	31.265	318.5
3	<b>1'41.700</b>	17.080	32.294	21.073	31.253	333.3
4	<b>1'41.496</b>	16.968	32.183	20.975	31.370	334.3
5	<b>1'41.729</b>	17.077	32.417	21.044	<b>31.191</b>	326.2
6	<b>1'41.343</b>	17.033	32.134	20.899	31.277	331.2
7	<b>1'41.562</b>	17.128	32.175	20.927	31.332	326.2
8	<b>1'41.622</b>	17.229	<b>32.060</b>	21.021	31.312	351.7
9	<b>1'41.412</b>	17.009	32.180	20.904	31.319	351.7
10	<b>1'41.421</b>	<b>16.914</b>	32.267	20.966	31.274	348.3
11	<b>1'41.816</b>	17.290	32.231	20.927	31.368	<b>354.0</b>
12	<b>1'41.624</b>	17.021	32.193	20.953	31.457	350.6
13	<b>1'41.722</b>	17.141	32.120	20.933	31.528	348.3
14	<b>1'41.304</b>	16.927	32.173	<b>20.886</b>	31.318	342.8
15	<b>1'42.321</b>	17.017	32.304	20.927	32.073	337.5
16	<b>1'42.286</b>	17.018	32.450	21.134	31.684	343.9

**Fastest Lap:** Maverick VIÑALES Aprilia Racing SPA **1'40.343** 16.816 31.751 20.707 31.069

These data/results cannot be reproduced, stored and/or transmitted in whole or in part by any manner of electronic, mechanical, photocopying, recording, broadcasting or otherwise now known or herein after developed without the previous express consent by the copyright owner, except for reproduction in daily press and regular printed publications on sale to the public within 60 days of the event related to those data/results and always provided that copyright symbol appears together as follows below.  
© DORNA, 2023



# Race

# MotoGP

Lap	Lap Time	T1	T2	T3	T4	Speed	Lap	Lap Time	T1	T2	T3	T4	Speed
17	<b>1'42.511</b>	17.191	32.575	21.105	31.640	342.8	15	<b>1'42.182</b>	16.951	32.609	21.040	31.582	342.8
18	<b>1'42.408</b>	17.068	32.457	21.269	31.614	343.9	16	<b>1'42.224</b>	16.972	32.502	21.038	31.712	342.8
19	<b>1'42.653</b>	17.063	32.622	21.216	31.752	349.5	17	<b>1'42.459</b>	17.127	32.651	21.063	31.618	337.5
20	<b>1'43.031</b>	17.121	32.725	21.155	32.030	345.0	18	<b>1'42.928</b>	17.211	32.726	21.190	31.801	340.6
21	<b>1'43.071</b>	17.210	32.633	21.285	31.943	348.3	19	<b>1'43.255</b>	17.025	32.905	21.324	32.001	342.8
22	<b>1'43.052</b>	17.182	32.673	21.250	31.947	351.7	20	<b>1'43.501</b>	17.121	33.079	21.239	32.062	343.9
23	<b>1'43.333</b>	17.082	32.900	21.285	32.066	348.3	21	<b>1'44.102</b>	17.440	33.117	21.320	32.225	349.5
							22	<b>1'44.080</b>	17.157	33.239	21.485	32.199	347.2
							23	<b>1'44.616</b>	17.281	33.364	21.526	32.445	342.8

**12th 72** **Marco BEZZECCHI** DUCATI ITA  
Mooney VR46 Racing Team

Runs=1 Total laps=23 Full laps=22 Valid laps=22

Run #	1	Front Tyre	Slick-Soft	Rear Tyre	Slick-Medium	Speed
		New Tyre		New Tyre		
1	1'46.696	21.108	32.949	21.113	31.526	305.0
2	<b>1'41.681</b>	17.358	32.190	20.900	<b>31.233</b>	320.4
3	<b>1'41.780</b>	17.130	32.418	20.936	31.296	328.2
4	<b>1'41.808</b>	17.081	32.311	21.058	31.358	336.4
5	<b>1'41.837</b>	17.220	32.367	20.901	31.349	331.2
6	<b>1'41.203</b>	17.021	<b>32.029</b>	<b>20.898</b>	31.255	335.4
7	<b>1'41.432</b>	17.069	32.085	20.985	31.293	348.3
8	<b>1'41.240</b>	<b>16.873</b>	32.130	20.910	31.327	343.9
9	<b>1'41.578</b>	16.947	32.230	20.959	31.442	350.6
10	<b>1'41.591</b>	16.898	32.218	21.055	31.420	351.7
11	<b>1'41.747</b>	16.902	32.312	20.924	31.609	351.7
12	<b>1'41.772</b>	17.137	32.232	20.951	31.452	<b>355.2</b>
13	<b>1'41.762</b>	16.974	32.260	21.024	31.504	343.9
14	<b>1'41.747</b>	16.988	32.266	20.920	31.573	345.0
15	<b>1'42.241</b>	16.966	32.381	20.921	31.973	348.3
16	<b>1'42.328</b>	17.085	32.428	21.176	31.639	341.7
17	<b>1'42.444</b>	17.326	32.482	21.084	31.552	352.9
18	<b>1'42.544</b>	17.153	32.467	21.189	31.735	342.8
19	<b>1'42.616</b>	17.042	32.588	21.258	31.728	350.6
20	<b>1'43.277</b>	17.143	32.689	21.259	32.186	345.0
21	<b>1'43.022</b>	17.320	32.626	21.255	31.821	345.0
22	<b>1'43.108</b>	17.195	32.730	21.292	31.891	339.6
23	<b>1'43.266</b>	17.144	32.842	21.250	32.030	342.8

**13th 93** **Marc MARQUEZ** HONDA SPA  
Repsol Honda Team

Runs=1 Total laps=23 Full laps=22 Valid laps=22

Run #	1	Front Tyre	Slick-Medium	Rear Tyre	Slick-Soft	Speed
		New Tyre		New Tyre		
1	1'46.334	20.959	32.769	21.101	31.505	304.2
2	<b>1'41.760</b>	17.164	32.222	20.983	31.391	342.8
3	<b>1'41.643</b>	17.111	32.354	20.862	31.316	346.1
4	<b>1'41.424</b>	17.033	32.252	20.979	31.160	339.6
5	<b>1'41.240</b>	17.098	32.089	20.846	31.207	328.2
6	<b>1'41.168</b>	16.988	<b>32.005</b>	20.917	31.258	333.3
7	<b>1'40.996</b>	16.978	32.068	<b>20.844</b>	<b>31.106</b>	336.4
8	<b>1'41.093</b>	16.979	32.061	20.851	31.202	337.5
9	<b>1'42.104</b>	17.027	32.552	20.884	31.641	340.6
10	<b>1'42.490</b>	17.172	32.698	21.139	31.481	<b>349.5</b>
11	<b>1'42.261</b>	<b>16.927</b>	32.576	20.982	31.776	348.3
12	<b>1'42.113</b>	17.334	32.380	20.900	31.499	334.3
13	<b>1'41.962</b>	16.993	32.430	20.972	31.567	343.9
14	<b>1'41.840</b>	17.154	32.286	20.916	31.484	341.7

**14th 21** **Franco MORBIDELLI** YAMAHA ITA  
Monster Energy Yamaha MotoGP

Runs=1 Total laps=23 Full laps=22 Valid laps=22

Run #	1	Front Tyre	Slick-Medium	Rear Tyre	Slick-Medium	Speed
		New Tyre		New Tyre		
1	1'46.819	21.238	32.990	21.125	31.466	300.8
2	<b>1'41.935</b>	17.335	32.523	20.940	<b>31.137</b>	333.3
3	<b>1'41.750</b>	17.093	32.400	21.030	31.227	331.2
4	<b>1'41.717</b>	17.077	32.292	21.000	31.348	334.3
5	<b>1'41.806</b>	17.182	32.344	20.963	31.317	327.2
6	<b>1'41.269</b>	17.037	<b>32.110</b>	<b>20.866</b>	31.256	336.4
7	<b>1'41.620</b>	17.211	32.144	20.944	31.321	338.5
8	<b>1'41.668</b>	17.123	32.200	20.993	31.352	345.0
9	<b>1'41.887</b>	17.228	32.358	20.943	31.358	346.1
10	<b>1'41.858</b>	17.047	32.330	21.045	31.436	341.7
11	<b>1'41.981</b>	17.063	32.394	20.950	31.574	343.9
12	<b>1'41.631</b>	<b>17.029</b>	32.196	21.026	31.380	<b>349.5</b>
13	<b>1'41.894</b>	17.065	32.391	20.959	31.479	343.9
14	<b>1'41.966</b>	17.125	32.380	20.926	31.535	345.0
15	<b>1'42.406</b>	17.111	32.528	21.081	31.686	347.2
16	<b>1'42.406</b>	17.112	32.551	21.006	31.737	345.0
17	<b>1'42.862</b>	17.235	32.679	21.164	31.784	341.7
18	<b>1'43.205</b>	17.263	32.823	21.195	31.924	341.7
19	<b>1'43.964</b>	17.575	32.899	21.458	32.032	347.2
20	<b>1'43.475</b>	17.432	32.848	21.275	31.920	347.2
21	<b>1'43.604</b>	17.182	32.986	21.249	32.187	340.6
22	<b>1'43.690</b>	17.362	32.963	21.331	32.034	338.5
23	<b>1'43.854</b>	17.263	33.049	21.287	32.255	345.0

**15th 30** **Takaaki NAKAGAMI** HONDA JPN  
LCR Honda IDEMITSU

Runs=1 Total laps=23 Full laps=22 Valid laps=20

Run #	1	Front Tyre	Slick-Medium	Rear Tyre	Slick-Medium	Speed
		New Tyre		New Tyre		
1	1'47.928	21.515	33.226	21.517	31.670	295.8
2	<b>1'42.167</b>	17.417	32.359	21.066	31.325	317.6
3	<b>1'41.699</b>	17.170	<b>32.185</b>	<b>20.950</b>	31.394	312.1
4	<b>1'42.207</b>	17.250	32.478	21.068	31.411	315.7
5	<b>1'42.167</b>	17.289	32.351	21.101	31.426	313.0
6	<b>1'41.768</b>	17.099	32.272	20.960	31.437	325.3
7	<b>1'42.360</b>	17.533	32.334	21.066	31.427	340.6
8	1'41.691 *	17.070	32.245	21.108*	<b>31.268</b>	329.2
9	<b>1'41.797</b>	17.054	32.288	20.972	31.483	334.3
10	<b>1'42.295</b>	17.231	32.499	21.050	31.515	317.6
11	<b>1'41.893</b>	<b>17.031</b>	32.388	20.962	31.512	334.3
12	<b>1'42.235</b>	17.105	32.434	21.109	31.587	340.6

**Fastest Lap:** Maverick VIÑALES Aprilia Racing SPA **1'40.343** 16.816 31.751 20.707 31.069

These data/results cannot be reproduced, stored and/or transmitted in whole or in part by any manner of electronic, mechanical, photocopying, recording, broadcasting or otherwise now known or herein after developed without the previous express consent by the copyright owner, except for reproduction in daily press and regular printed publications on sale to the public within 60 days of the event related to those data/results and always provided that copyright symbol appears together as follows below.  
© DORNA, 2023



## Race

## MotoGP

Lap	Lap Time	T1	T2	T3	T4	Speed	Lap	Lap Time	T1	T2	T3	T4	Speed
13	<b>1'42.015</b>	17.061	32.331	21.030	31.593	341.7	11	<b>1'42.263</b>	16.986	32.520	21.037	31.720	348.3
14	<b>1'42.158</b>	17.221	32.450	21.030	31.457	338.5	12	<b>1'42.716</b>	17.443	32.433	21.060	31.780	348.3
15	<b>1'42.116</b>	17.115	32.514	20.974	31.513	341.7	13	<b>1'42.365</b>	17.081	32.446	21.089	31.749	343.9
16	<b>1'42.201</b>	17.085	32.419	21.153	31.544	343.9	14	<b>1'42.482</b>	17.045	32.601	21.161	31.675	347.2
17	<b>1'42.568</b>	17.164	32.473	21.205	31.726	341.7	15	<b>1'42.650</b>	17.238	32.589	21.111	31.712	<b>350.6</b>
18	1'43.703 *	17.536	32.920	21.407*	31.840	<b>346.1</b>	16	<b>1'42.714</b>	<b>16.983</b>	32.663	21.196	31.872	348.3
19	<b>1'44.007</b>	17.307	32.820	21.979	31.901	343.9	17	<b>1'43.011</b>	17.119	32.750	21.155	31.987	347.2
20	<b>1'43.074</b>	17.158	32.814	21.372	31.730	342.8	18	<b>1'43.557</b>	17.158	33.047	21.350	32.002	349.5
21	<b>1'43.258</b>	17.240	32.813	21.356	31.849	343.9	19	<b>1'43.433</b>	17.122	32.899	21.343	32.069	347.2
22	<b>1'43.447</b>	17.314	32.811	21.411	31.911	338.5	20	<b>1'44.657</b>	17.170	33.260	21.780	32.447	347.2
23	<b>1'44.145</b>	17.453	32.950	21.544	32.198	338.5	21	<b>1'44.802</b>	17.410	33.293	21.592	32.507	341.7
							22	<b>1'44.707</b>	17.352	33.251	21.645	32.459	347.2
							23	<b>1'45.061</b>	17.409	33.373	21.634	32.645	345.0

**16th 27 Iker LECUONA** HONDA SPA  
LCR Honda CASTROL

Runs=1 Total laps=23 Full laps=22 Valid laps=21

Run #	1	Front Tyre	Slick-Medium	Rear Tyre	Slick-Soft	Speed
		New Tyre		New Tyre		
1	1'47.838	21.563	33.467	21.274	31.534	305.0
2	<b>1'42.025</b>	17.410	32.311	20.960	<b>31.344</b>	325.3
3	1'41.756 *	17.139	<b>32.275</b>	20.944*	31.398	332.3
4	<b>1'41.830</b>	17.156	32.297	20.942	31.435	336.4
5	<b>1'41.867</b>	17.203	32.322	<b>20.922</b>	31.420	343.9
6	<b>1'42.577</b>	17.185	32.405	21.184	31.803	346.1
7	<b>1'42.143</b>	17.265	32.391	21.009	31.478	337.5
8	<b>1'41.866</b>	17.072	32.348	20.999	31.447	342.8
9	<b>1'42.211</b>	17.313	32.380	20.989	31.529	325.3
10	<b>1'42.242</b>	17.167	32.467	21.088	31.520	335.4
11	<b>1'42.079</b>	<b>17.065</b>	32.450	20.983	31.581	339.6
12	<b>1'42.342</b>	17.247	32.453	21.024	31.618	336.4
13	<b>1'42.481</b>	17.189	32.535	21.082	31.675	339.6
14	<b>1'42.465</b>	17.118	32.570	21.096	31.681	341.7
15	<b>1'44.486</b>	18.504	33.247	20.982	31.753	<b>347.2</b>
16	<b>1'42.674</b>	17.099	32.597	21.125	31.853	343.9
17	<b>1'42.839</b>	17.161	32.671	21.141	31.866	347.2
18	<b>1'42.923</b>	17.112	32.837	21.161	31.813	347.2
19	<b>1'43.072</b>	17.223	32.636	21.365	31.848	340.6
20	<b>1'43.196</b>	17.112	32.828	21.294	31.962	342.8
21	<b>1'43.338</b>	17.150	32.873	21.437	31.878	345.0
22	<b>1'43.270</b>	17.146	32.869	21.323	31.932	345.0
23	<b>1'43.499</b>	17.197	32.899	21.264	32.139	345.0

**17th 36 Joan MIR** HONDA SPA  
Repsol Honda Team

Runs=1 Total laps=23 Full laps=22 Valid laps=22

Run #	1	Front Tyre	Slick-Medium	Rear Tyre	Slick-Soft	Speed
		New Tyre		New Tyre		
1	1'48.107	21.691	33.432	21.316	31.668	291.8
2	<b>1'42.336</b>	17.382	32.348	21.107	31.499	324.3
3	<b>1'41.494</b>	17.105	<b>32.019</b>	21.010	<b>31.360</b>	338.5
4	<b>1'41.850</b>	17.186	32.267	20.979	31.418	318.5
5	<b>1'41.976</b>	17.123	32.412	20.981	31.460	339.6
6	<b>1'41.877</b>	17.032	32.331	<b>20.930</b>	31.584	341.7
7	<b>1'41.868</b>	17.045	32.323	21.010	31.490	345.0
8	<b>1'41.771</b>	17.062	32.233	21.032	31.444	347.2
9	<b>1'42.207</b>	17.063	32.331	21.169	31.644	345.0
10	<b>1'42.184</b>	17.037	32.445	21.061	31.641	342.8

**18th 25 Raul FERNANDEZ** APRILIA SPA  
CryptoDATA RNF MotoGP Team

Runs=1 Total laps=10 Full laps=8 Valid laps=8

Run #	1	Front Tyre	Slick-Medium	Rear Tyre	Slick-Medium	Speed
		New Tyre		New Tyre		
1	1'47.416	21.696	33.164	21.287	31.269	274.8
2	<b>1'41.948</b>	17.284	32.344	21.053	31.267	311.2
3	<b>1'41.291</b>	17.195	<b>31.920</b>	20.864	31.312	323.3
4	<b>1'41.387</b>	17.048	32.013	21.028	31.298	327.2
5	<b>1'41.231</b>	17.225	32.030	20.884	31.092	330.2
6	<b>1'40.920</b>	<b>17.028</b>	31.934	20.917	31.041	339.6
7	<b>1'40.823</b>	17.114	31.943	<b>20.762</b>	<b>31.004</b>	334.3
8	<b>1'41.092</b>	17.050	32.000	20.866	31.176	338.5
9	<b>1'41.724</b>	17.040	32.191	20.852	31.641	337.5
10	2'14.691 P	17.200	32.516	31.087*	53.888	<b>342.8</b>

**19th 33 Brad BINDER** KTM RSA  
Red Bull KTM Factory Racing

Runs=1 Total laps=3 Full laps=2 Valid laps=2

Run #	1	Front Tyre	Slick-Hard	Rear Tyre	Slick-Medium	Speed
		New Tyre		New Tyre		
1	1'45.734	20.867	32.749	20.938	31.180	300.8
2	<b>1'41.305</b>	17.274	31.945	20.877	31.209	335.4
3	<b>1'40.682</b>	16.965	<b>31.844</b>	<b>20.786</b>	<b>31.087</b>	<b>348.3</b>
	unfinished	<b>16.947</b>	31.948			336.4

**20th 44 Poi ESPARGARO** KTM SPA  
GASGAS Factory Racing Tech3

Runs=1 Total laps=1 Full laps=0 Valid laps=0

Run #	1	Front Tyre	Slick-Medium	Rear Tyre	Slick-Medium	Speed
		New Tyre		New Tyre		
1	3'06.350 P	22.333	<b>56.397</b>	<b>47.954</b>	59.666	<b>238.4</b>

**Fastest Lap:** Maverick VIÑALES Aprilia Racing SPA **1'40.343** 16.816 31.751 20.707 31.069

These data/results cannot be reproduced, stored and/or transmitted in whole or in part by any manner of electronic, mechanical, photocopying, recording, broadcasting or otherwise now known or herein after developed without the previous express consent by the copyright owner, except for reproduction in daily press and regular printed publications on sale to the public within 60 days of the event related to those data/results and always provided that copyright symbol appears together as follows below.  
© DORNA, 2023





Num Lap Time Gap

**Lap 16**

12	1'41.379	
41	1'41.197	0.594
89	1'41.673	4.531
88	1'42.114	7.140
5	1'42.178	7.642
73	1'41.868	10.699
20	1'42.147	11.974
43	1'41.958	12.169
49	1'41.818	12.742
37	1'41.989	13.007
72	1'42.328	16.719
10	1'42.286	16.867
93	1'42.224	17.110
21	1'42.406	18.889
30	1'42.201	22.973
36	1'42.714	25.136
27	1'42.674	27.158

**Lap 17**

12	1'41.693	
41	1'41.563	0.464
89	1'41.948	4.786
88	1'42.337	7.784
5	1'42.178	8.127
73	1'42.106	11.112
20	1'41.997	12.278
43	1'42.736	13.212
49	1'42.303	13.352
37	1'42.167	13.481
72	1'42.444	17.470
10	1'42.511	17.685
93	1'42.459	17.876
21	1'42.862	20.058
30	1'42.568	23.848
36	1'43.011	26.454
27	1'42.839	28.304

**Lap 18**

12	1'42.290	
41	1'42.079	0.253
89	1'42.363	4.859
88	1'42.589	8.083
5	1'42.474	8.311
73	1'42.480	11.302
20	1'42.462	12.450
43	1'42.238	13.160
49	1'42.382	13.444
37	1'42.329	13.520
72	1'42.544	17.724
10	1'42.408	17.803
93	1'42.928	18.514
21	1'43.205	20.973
30	1'43.703	25.261
36	1'43.557	27.721
27	1'42.923	28.937

**Lap 19**

12	1'42.687	
41	1'42.517	0.083
89	1'42.206	4.378
5	1'42.487	8.111
88	1'42.880	8.276
73	1'42.594	11.209
20	1'42.464	12.227
43	1'42.416	12.889
37	1'42.721	13.554
49	1'42.934	13.691
72	1'42.616	17.653

10	1'42.653	17.769
93	1'43.255	19.082
21	1'43.964	22.250
30	1'44.007	26.581
36	1'43.433	28.467
27	1'43.072	29.322

**Lap 20**

41	1'42.871	
12	1'44.055	1.101
89	1'42.904	4.328
5	1'42.791	7.948
88	1'42.914	8.236
73	1'43.628	11.883
20	1'43.085	12.358
43	1'42.804	12.739
49	1'43.217	13.954
37	1'43.510	14.110
10	1'43.031	17.846
72	1'43.277	17.976
93	1'43.501	19.629
21	1'43.475	22.771
30	1'43.074	26.701
27	1'43.196	29.564
36	1'44.657	30.170

**Lap 21**

41	1'43.052	
12	1'43.581	1.630
89	1'43.215	4.491
5	1'42.529	7.425
88	1'43.387	8.571
73	1'43.239	12.070
20	1'43.015	12.321
43	1'42.968	12.655
49	1'43.083	13.985
37	1'42.992	14.050
10	1'43.071	17.865
72	1'43.022	17.946
93	1'44.102	20.679
21	1'43.604	23.323
30	1'43.258	26.907
27	1'43.338	29.850
36	1'44.802	31.920

**Lap 22**

41	1'43.810	
12	1'43.459	1.279
89	1'43.101	3.782
5	1'42.561	6.176
88	1'43.544	8.305
73	1'43.012	11.272
20	1'42.944	11.455
43	1'42.878	11.723
49	1'43.133	13.308
37	1'43.194	13.434
10	1'43.052	17.107
72	1'43.108	17.244
93	1'44.080	20.949
21	1'43.690	23.203
30	1'43.447	26.544
27	1'43.270	29.310
36	1'44.707	32.817

**Lap 23**

41	1'43.949	
12	1'43.047	0.377
89	1'42.998	2.831
5	1'42.640	4.867
88	1'43.173	7.529

Lapped rider

These data/results cannot be reproduced, stored and/or transmitted in whole or in part by any manner of electronic, mechanical, photocopying, recording, broadcasting or otherwise now known or herein after developed without the previous express consent by the copyright owner, except for reproduction in daily press and regular printed publications on sale to the public within 60 days of the event related to those data/results and always provided that copyright symbol appears together as follows below.

© DORNA, 2023

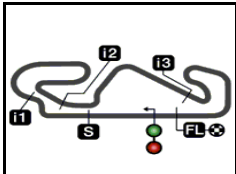
Official MotoGP Timing by TISSOT  
www.motogp.com

Barcelona, Sunday, September 03, 2023

Page 2 of 2







GRAN PREMI MONSTER ENERGY DE CATALUNYA

36

4657 m.

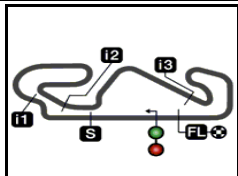
2023 Rookie of the Year Classification

Rider	Points	Leader	Prev	POR	ARG	AME	SPA	FRA	ITA	GER	NED	GBR	AUT	CAT	RSM	IND	JPN	INA	AUS	THA	MAL	QAT	VAL	
1 <b>FERNANDEZ</b> Augusto [SPA]	<b>58</b>			3	5	6	3	13	1	5	6	7	2	7										
				- 3	- 5	- 6	- 3	- 13	- 1	- 5	- 6	2 5	- 2	- 7										

These data/results cannot be reproduced, stored and/or transmitted in whole or in part by any manner of electronic, mechanical, photocopying, recording, broadcasting or otherwise now known or herein after developed without the previous express consent by the copyright owner, except for reproduction in daily press and regular printed publications on sale to the public within 60 days of the event related to those data/results and always provided that copyright symbol appears together as follows below.

© DORNA, 2023





4657 m.

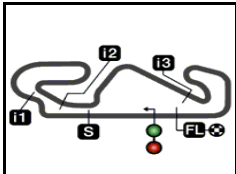
## GRAN PREMI MONSTER ENERGY DE CATALUNYA

MotoGP™

## 2023 Independent Team Classification

36

Rider	Points	Leader	Prev	POR	ARG	AME	SPA	FRA	ITA	GER	NED	GBR	AUT	CAT	RSM	IND	JPN	INA	AUS	THA	MAL	QAT	VAL	
<b>1 MARTIN</b> Jorge [SPA]	<b>210</b>			9 9 -	13 2 11	7 7 -	19 6 13	32 12 20	27 7 20	37 12 25	15 4 11	14 4 10	16 7 9	21 5 16										
<b>2 BEZZECCHI</b> Marco [ITA]	<b>189</b>	21	21	16 - 16	34 9 25	14 4 10	1 1 -	28 3 25	17 9 8	16 3 13	32 12 20	9 9 -	16 - 16	6 2 4										
<b>3 ZARCO</b> Johann [FRA]	<b>141</b>	69	48	15 2 13	20 - 20	9 - 9	2 2 -	20 4 16	22 6 16	21 5 16	- - -	13 6 7	3 - 3	16 3 13										
<b>4 MARINI</b> Luca [ITA]	<b>125</b>	85	16	- - -	15 7 8	23 3 20	10 - 10	6 6 -	18 5 13	17 6 11	9 - 9	9 - 9	13 - 13	5 - 5										
<b>5 MARQUEZ</b> Alex [SPA]	<b>102</b>	108	23	12 1 11	21 5 16	- - -	8 - 8	- - -	- - -	11 2 9	11 1 10	12 12 -	17 6 11	10 - 10										
<b>6 FERNANDEZ</b> Augusto [SPA]	<b>58</b>	152	44	3 - 3	5 - 5	6 - 6	3 - 3	13 - 13	1 - 1	5 - 5	6 - 6	7 2 5	2 - 2	7 - 7										
<b>7 OLIVEIRA</b> Miguel [POR]	<b>55</b>	155	3	3 3 -	- - -	13 2 11	5 5 -	- - -	- - -	6 - 6	- - -	13 - 13	- - -	15 4 11										
<b>8 RINS</b> Alex [SPA]	<b>47</b>	163	8	6 - 6	7 - 7	34 9 25	- - -	- - -	- - -	- - -	- - -	- - -	- - -	- - -										
<b>9 DI GIANNANTONIO</b> Fabio [ITA]	<b>43</b>	167	4	- - -	6 - 6	7 - 7	4 - 4	8 - 8	2 - 2	7 - 7	- - -	3 - 3	- - -	6 - 6										
<b>10 NAKAGAMI</b> Takaaki [JPN]	<b>35</b>	175	8	4 - 4	3 - 3	- - -	7 - 7	7 - 7	3 - 3	2 - 2	8 - 8	- - -	- - -	1 - 1										
<b>11 FERNANDEZ</b> Raul [SPA]	<b>14</b>	196	21	- - -	2 - 2	- - -	1 - 1	- - -	- - -	1 - 1	4 - 4	6 - 6	- - -	- - -										
<b>12 FOLGER</b> Jonas [GER]	<b>9</b>	201	5	- - -	- - -	4 - 4	- - -	3 - 3	- - -	- - -	2 - 2	- - -	- - -	- - -										
<b>13 ESPARGARO</b> Pol [SPA]	<b>8</b>	202	1	- - -	- - -	- - -	- - -	- - -	- - -	- - -	- - -	4 - 4	4 4 -	- - -										



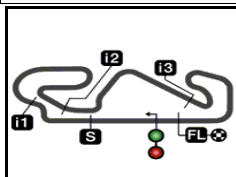
GRAN PREMI MONSTER ENERGY DE CATALUNYA

36

4657 m.

2023 Independent Team Classification

Rider	Points	Leader	Prev	POR	ARG	AME	SPA	FRA	ITA	GER	NED	GBR	AUT	CAT	RSM	IND	JPN	INA	AUS	THA	MAL	QAT	VAL	
14 <b>SAVADORI</b> Lorenzo [ITA]	4	206	4	-	-	-	-	4	-	-	-	-	-	-										
15 <b>BRADL</b> Stefan [GER]	3	207	1	-	-	-	-	-	-	-	3	-	-	-										



4657 m.

**2023 Riders Performance**

(Qualifying Position / Sprint Starting Position - Sprint Position / Race Starting Position - Race Position)

**37**

Rider	Points	POR	ARG	AME	SPA	FRA	ITA	GER	NED	GBR	AUT	CAT	RSM	IND	JPN	INA	AUS	THA	MAL	QAT	VAL	
1 <b>BAGNAIA Francesco</b>	260	2	3	1	5	1	1	1	2	4	1	1										
		2-1	3-6	1-1	5-2	1-3	1-1	1-2	2-2	4-14	1-1	1-2										
		2-1	3-16	1-NC	5-1	1-NC	1-1	1-2	2-1	4-2	1-1	-										
2 <b>MARTIN Jorge</b>	210	3	8	12	3	5	6	6	10	7	12	5										
		3-2	8-8	12-3	3-4	5-1	6-3	6-1	10-6	7-6	12-3	5-5										
		3-NC	8-5	12-NL	3-4	5-2	5-2	6-1	10-5	7-6	12-7	5-3										
3 <b>BEZZECCHI Marco</b>	189	8	2	5	13	7	7	5	1	1	7	10										
		8-NC	2-2	5-6	13-9	7-7	7-2	5-7	1-1	1-2	7-NC	10-8										
		7-3	2-1	5-6	13-NC	7-1	7-8	5-4	1-2	1-NC	7-3	10-12										
4 <b>BINDER Brad</b>	166	15	15	11	4	10	11	9	5	10	3	9										
		15-12	15-1	11-5	4-1	10-2	11-11	9-6	5-5	10-9	3-2	9-4										
		14-6	15-17	11-13	4-2	10-6	10-5	8-NC	5-4	10-3	3-2	9-NC										
5 <b>ESPARGARO Aleix</b>	154	12	9	6	1	11	8	10	6	12	11	2										
		12-6	9-NC	6-4	1-NC	11-8	8-8	10-9	6-4	12-5	11-7	2-1										
		11-9	9-15	6-NL	1-5	11-5	8-6	9-16	6-3	12-1	11-9	2-1										
6 <b>ZARCO Johann</b>	141	10	6	9	8	9	9	4	8	9	10	6										
		10-8	6-13	9-11	8-8	9-6	9-4	4-5	8-13	9-4	10-NC	6-7										
		9-4	6-2	9-7	8-NC	9-3	9-3	4-3	8-NC	9-9	10-13	6-4										
7 <b>MARINI Luca</b>	125	9	7	3	9	3	4	2	3	6	6	18										
		9-NC	7-3	3-7	9-10	3-4	4-5	2-4	3-10	6-11	6-NC	18-12										
		8-NC	7-8	3-2	9-6	3-NC	3-4	2-5	3-7	6-7	6-4	18-11										
8 <b>VIÑALES Maverick</b>	113	7	5	8	10	6	13	13	7	8	2	4										
		7-5	5-7	8-10	10-7	6-9	13-13	13-NC	7-7	8-3	2-8	4-3										
		6-2	5-12	8-4	10-NC	6-NC	12-12	12-NC	7-NC	8-5	2-6	4-2										
9 <b>MILLER Jack</b>	104	5	16	10	2	4	5	3	12	2	4	13										
		5-4	16-10	10-9	2-3	4-NC	5-6	3-3	12-11	2-7	4-5	13-16										
		5-7	16-6	10-NC	2-3	4-NC	4-7	3-6	12-NC	2-8	4-15	12-8										

NC=Not classified NL=Not finished first lap NP=Not started race re-start N2=Not finished first lap race re-start EX=Excluded NS=Not Started DS=Disqualified

These data/results cannot be reproduced, stored and/or transmitted in whole or in part by any manner of electronic, mechanical, photocopying, recording, broadcasting or otherwise now known or herein after developed without the previous express consent by the copyright owner, except for reproduction in daily press and regular printed publications on sale to the public within 60 days of the event related to those data/results and always provided that copyright symbol appears together as follows below.  
© DORNA, 2023

Official MotoGP Timing by **TISSOT**  
www.motogp.com



Rider	Points	POR	ARG	AME	SPA	FRA	ITA	GER	NED	GBR	AUT	CAT	RSM	IND	JPN	INA	AUS	THA	MAL	QAT	VAL		
10 MARQUEZ Alex	102	13	1	4	12	8	3	8	9	3	5	7											
		13-9	1-5	4-NC	12-NC	8-15	3-NL	8-8	9-9	3-1	5-4	7-10											
		12-5	1-3	4-NL	12-8	8-NC	6-NC	7-7	9-6	3-NC	5-5	7-6											
11 QUARTARARO Fabio	82	11	10	7	16	13	15	12	4	22	9	17											
		11-10	10-9	7-19	16-12	13-NC	15-10	12-13	4-3	22-21	9-15	17-18											
		10-8	10-7	7-3	16-10	13-7	14-11	11-13	4-NC	22-15	9-8	17-7											
12 MORBIDELLI Franco	67	17	4	14	14	17	14	17	15	11	15	16											
		17-14	4-4	14-14	14-16	17-13	14-16	17-15	15-15	11-15	15-9	16-15											
		16-14	4-4	14-8	14-11	17-10	13-10	16-12	15-9	11-14	14-11	16-14											
13 FERNANDEZ Augusto	58	19	17	20	21	12	21	15	21	5	22	19											
		19-NL	17-16	20-16	21-17	12-NC	21-20	15-14	21-14	5-8	22-17	19-17											
		18-13	17-11	20-10	21-13	12-4	20-15	14-11	20-10	5-11	22-14	19-9											
14 OLIVEIRA Miguel	55	4	-	15	7	-	18	16	11	16	8	3											
		4-7	-	15-8	7-5	-	18-12	16-16	11-19	16-10	8-NL	3-6											
		4-NC	-	15-5	-	-	17-NC	15-10	11-NC	16-4	8-NC	3-5											
15 RINS Alex	47	16	12	2	18	18	10	-	-	-	-	-											
		16-13	12-15	2-2	18-13	18-11	10-NC	-	-	-	-	-											
		15-10	12-9	2-1	18-NC	18-NC	-	-	-	-	-	-											
16 DI GIANNANTONIO Fabio	43	21	14	16	15	15	19	14	13	18	20	8											
		21-16	14-12	16-17	15-11	15-12	19-14	14-12	13-NC	18-12	20-11	8-13											
		20-NC	14-10	16-9	15-12	15-8	18-14	13-9	13-NC	18-13	20-17	8-10											
17 NAKAGAMI Takaaki	35	18	11	17	11	14	16	18	14	21	19	21											
		18-15	11-11	17-13	11-NC	14-10	16-17	18-17	14-12	21-20	19-NC	21-20											
		17-12	11-13	17-NC	11-9	14-9	15-13	17-14	14-8	21-16	19-18	21-15											
18 BASTIANINI Enea	25	6	-	-	24	-	12	11	18	13	14	11											
		6-NC	-	-	-	-	12-9	11-10	18-8	13-13	14-13	11-9											
		-	-	-	-	-	11-9	10-8	17-NC	13-NC	13-10	-											
19 MARQUEZ Marc	22	1	-	-	-	2	2	7	17	14	18	12											
		1-3	-	-	-	2-5	2-7	7-11	17-17	14-18	18-10	12-11											
		1-NC	-	-	-	2-NC	2-NC	-	-	14-NC	18-12	11-13											
20 FERNANDEZ Raul	14	20	13	19	17	-	20	19	16	20	17	15											
		20-11	13-14	19-15	17-14	-	20-19	19-18	16-18	20-19	17-14	15-14											
		19-NC	13-14	19-NC	17-15	-	19-17	18-15	16-12	20-10	17-NC	15-NC											

NC=Not classified NL=Not finished first lap NP=Not started race re-start N2=Not finished first lap race re-start EX=Excluded NS=Not Started DS=Disqualified

These data/results cannot be reproduced, stored and/or transmitted in whole or in part by any manner of electronic, mechanical, photocopying, recording, broadcasting or otherwise now known or herein after developed without the previous express consent by the copyright owner, except for reproduction in daily press and regular printed publications on sale to the public within 60 days of the event related to those data/results and always provided that copyright symbol appears together as follows below.  
© DORNA, 2023

Official MotoGP Timing by TISSOT  
www.motogp.com



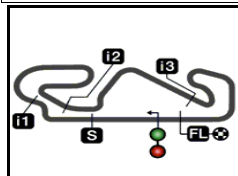
	Rider	Points	POR	ARG	AME	SPA	FRA	ITA	GER	NED	GBR	AUT	CAT	RSM	IND	JPN	INA	AUS	THA	MAL	QAT	VAL
21	PEDROSA Dani	13	-	-	-	6	-	-	-	-	-	-	-									
			-	-	-	6-6	-	-	-	-	-	-	-									
			-	-	-	6-7	-	-	-	-	-	-	-									
22	SAVADORI Lorenzo	9	-	-	-	-	20	22	-	19	-	23	-									
			-	-	-	-	20-17	22-18	-	19-16	-	23-NC	-									
			-	-	-	-	20-12	21-18	-	18-11	-	23-19	-									
23	FOLGER Jonas	9	-	-	22	22	21	23	20	23	-	-	-									
			-	-	22-20	22-19	21-NC	23-21	20-NC	23-21	-	-	-									
			-	-	22-12	22-17	21-13	22-19	19-17	22-14	-	-	-									
24	ESPARGARO Pol	8	22	-	-	-	-	-	-	-	15	13	14									
			-	-	-	-	-	-	-	-	15-16	13-6	14-NC									
			-	-	-	-	-	-	-	-	15-12	16-16	13-NC									
25	PIRRO Michele	5	-	-	18	-	-	17	-	-	-	-	-									
			-	-	18-NC	-	-	17-15	-	-	-	-	-									
			-	-	18-11	-	-	16-16	-	-	-	-	-									
26	MIR Joan	5	14	18	13	20	16	-	-	-	19	16	20									
			14-NL	18-NL	13-12	20-NC	16-14	-	-	-	19-17	16-12	20-21									
			13-11	-	13-NC	20-NC	16-NC	-	-	-	19-NC	15-NC	20-17									
27	PETRUCCI Danilo	5	-	-	-	-	19	-	-	-	-	-	-									
			-	-	-	-	19-16	-	-	-	-	-	-									
			-	-	-	-	19-11	-	-	-	-	-	-									
28	BRADL Stefan	5	-	-	21	19	-	-	-	20	-	-	-									
			-	-	21-18	19-15	-	-	-	20-22	-	-	-									
			-	-	21-NC	19-14	-	-	-	19-13	-	-	-									
29	LECUONA Iker	0	-	-	-	23	-	-	-	22	17	21	22									
			-	-	-	23-18	-	-	-	22-20	17-22	21-16	22-19									
			-	-	-	23-16	-	-	-	21-NC	17-17	21-20	22-16									

NC=Not classified NL=Not finished first lap NP=Not started race re-start N2=Not finished first lap race re-start EX=Excluded NS=Not Started DS=Disqualified

These data/results cannot be reproduced, stored and/or transmitted in whole or in part by any manner of electronic, mechanical, photocopying, recording, broadcasting or otherwise now known or herein after developed without the previous express consent by the copyright owner, except for reproduction in daily press and regular printed publications on sale to the public within 60 days of the event related to those data/results and always provided that copyright symbol appears together as follows below.  
© DORNA, 2023

Official MotoGP Timing by **TISSOT**  
www.motogp.com





4657 m.

# GRAN PREMI MONSTER ENERGY DE CATALUNYA

## Official Starting Grid

Race : 23 laps = 107.111 km



1	<b>1</b> 1'38.639 <b>1 Francesco BAGNAIA</b> Ducati	<b>2</b> 1'38.743 <b>41 Aleix ESPARGARO</b> Aprilia	<b>3</b> 1'38.748 <b>88 Miguel OLIVEIRA</b> Aprilia
2	<b>4</b> 1'38.772 <b>12 Maverick VIÑALES</b> Aprilia	<b>5</b> 1'38.797 <b>89 Jorge MARTIN</b> Ducati	<b>6</b> 1'38.858 <b>5 Johann ZARCO</b> Ducati
3	<b>7</b> 1'39.053 <b>73 Alex MARQUEZ</b> Ducati	<b>8</b> 1'39.054 <b>49 Fabio DI GIANNANTONIO</b> Ducati	<b>9</b> 1'39.057 <b>33 Brad BINDER</b> KTM
4	<b>10</b> 1'39.368 <b>72 Marco BEZZECCHI</b> Ducati	<b>11</b> 1'39.701 <b>93 Marc MARQUEZ</b> Honda	<b>12</b> 1'39.232 <b>43 Jack MILLER</b> KTM
5	<b>13</b> 1'39.330 <b>44 Pol ESPARGARO</b> KTM	<b>14</b> 1'39.575 <b>23 Enea BASTIANINI</b> Ducati	<b>15</b> 1'39.360 <b>25 Raul FERNANDEZ</b> Aprilia
6	<b>16</b> 1'39.452 <b>21 Franco MORBIDELLI</b> Yamaha	<b>17</b> 1'39.510 <b>20 Fabio QUARTARARO</b> Yamaha	<b>18</b> 1'39.573 <b>10 Luca MARINI</b> Ducati
7	<b>19</b> 1'39.794 <b>37 Augusto FERNANDEZ</b> KTM	<b>20</b> 1'40.214 <b>36 Joan MIR</b> Honda	<b>21</b> 1'40.388 <b>30 Takaaki NAKAGAMI</b> Honda
8	<b>22</b> 1'40.580 <b>27 Iker LECUONA</b> Honda		

FIM MotoGP Stewards grid penalty for rider #23

The results are provisional until the end of the limit for protest and appeals and until the ratification of the Event Management Committee.

Time limit for protest expires 60' at the latest after publication of the results - ..... Time: .....

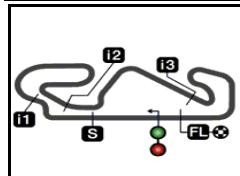
These data/results cannot be reproduced, stored and/or transmitted in whole or in part by any manner of electronic, mechanical, photocopying, recording, broadcasting or otherwise now known or herein after developed without the previous express consent of the copyright owner, except for reproduction in daily press and regular printed publications on sale to the public within 60 days of the event related to those data/results and always provided that copyright symbol appears together as follows below.

© DORNA, 2023

Official MotoGP Timing by TISSOT  
www.motogp.com

Barcelona, Sunday, September 03, 2023





4657 m.

**GRAN PREMI MONSTER ENERGY DE CATALUNYA****Race****Top Speed & Average**

<i>Rider</i>	<i>Nation</i>	<i>Motorcycle</i>	<i>Top 5 speeds</i>					<i>Average</i>	<i>Top</i>
43 <b>Jack MILLER</b>	<b>AUS</b>	KTM	355.2	351.7	351.7	350.6	349.5	351.7	<b>355.2</b>
72 <b>Marco BEZZECCHI</b>	<b>ITA</b>	DUCATI	355.2	352.9	351.7	351.7	350.6	352.1	<b>355.2</b>
10 <b>Luca MARINI</b>	<b>ITA</b>	DUCATI	354.0	351.7	351.7	351.7	350.6	351.9	<b>354.0</b>
41 <b>Aleix ESPARGARO</b>	<b>SPA</b>	APRILIA	354.0	352.9	352.9	352.9	351.7	352.5	<b>354.0</b>
5 <b>Johann ZARCO</b>	<b>FRA</b>	DUCATI	351.7	348.3	348.3	347.2	347.2	348.5	<b>351.7</b>
12 <b>Maverick VIÑALES</b>	<b>SPA</b>	APRILIA	351.7	351.7	350.6	350.6	350.6	350.8	<b>351.7</b>
73 <b>Alex MARQUEZ</b>	<b>SPA</b>	DUCATI	351.7	350.6	350.6	349.5	348.3	349.3	<b>351.7</b>
20 <b>Fabio QUARTARARO</b>	<b>FRA</b>	YAMAHA	350.6	350.6	348.3	348.3	348.3	349.0	<b>350.6</b>
36 <b>Joan MIR</b>	<b>SPA</b>	HONDA	350.6	349.5	348.3	348.3	348.3	349.0	<b>350.6</b>
89 <b>Jorge MARTIN</b>	<b>SPA</b>	DUCATI	350.6	349.5	349.5	349.5	348.3	348.8	<b>350.6</b>
21 <b>Franco MORBIDELLI</b>	<b>ITA</b>	YAMAHA	349.5	347.2	347.2	347.2	346.1	347.4	<b>349.5</b>
37 <b>Augusto FERNANDEZ</b>	<b>SPA</b>	KTM	349.5	342.8	341.7	340.6	339.6	342.3	<b>349.5</b>
88 <b>Miguel OLIVEIRA</b>	<b>POR</b>	APRILIA	349.5	349.5	348.3	346.1	346.1	347.9	<b>349.5</b>
93 <b>Marc MARQUEZ</b>	<b>SPA</b>	HONDA	349.5	349.5	348.3	347.2	346.1	348.1	<b>349.5</b>
33 <b>Brad BINDER</b>	<b>RSA</b>	KTM	348.3	336.4	335.4	300.8		330.2	<b>348.3</b>
27 <b>Iker LECUONA</b>	<b>SPA</b>	HONDA	347.2	347.2	347.2	346.1	345.0	346.1	<b>347.2</b>
49 <b>Fabio DI GIANNANTONIO</b>	<b>ITA</b>	DUCATI	347.2	346.1	346.1	345.0	345.0	345.9	<b>347.2</b>
30 <b>Takaaki NAKAGAMI</b>	<b>JPN</b>	HONDA	346.1	343.9	343.9	343.9	342.8	344.1	<b>346.1</b>
25 <b>Raul FERNANDEZ</b>	<b>SPA</b>	APRILIA	342.8	339.6	338.5	337.5	334.3	338.5	<b>342.8</b>
44 <b>Poi ESPARGARO</b>	<b>SPA</b>	KTM	238.4					238.4	<b>238.4</b>

These data/results cannot be reproduced, stored and/or transmitted in whole or in part by any manner of electronic, mechanical, photocopying, recording, broadcasting or otherwise now known or herein after developed without the previous express consent by the copyright owner, except for reproduction in daily press and regular printed publications on sale to the public within 60 days of the event related to those data/results and always provided that copyright symbol appears together as follows below.

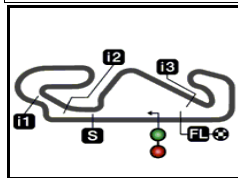
© DORNA, 2023

Official MotoGP Timing by **TISSOT**  
www.motogp.com




**Barcelona, Sunday, September 03, 2023**





4657 m.

**GRAN PREMI MONSTER ENERGY DE CATALUNYA****Race****Fastest Laps Sequence**

<i>Lap</i>	<i>Race Time</i>	 <i>Rider</i>	<i>Nation</i>	<i>Motorcycle</i>	<i>Time</i>	<i>Km/h</i>	<i>Riders's Lap</i>
2	<b>3'24.866</b>	12 <b>Maverick VIÑALES</b>	SPA	APRILIA	<b>1'40.676</b>	166.5	2
2	<b>3'25.331</b>	41 <b>Aleix ESPARGARO</b>	SPA	APRILIA	<b>1'40.610</b>	166.6	2
2	<b>3'25.497</b>	88 <b>Miguel OLIVEIRA</b>	POR	APRILIA	<b>1'40.524</b>	166.7	2
3	<b>5'05.209</b>	12 <b>Maverick VIÑALES</b>	SPA	APRILIA	<b>1'40.343</b>	167.0	3

These data/results cannot be reproduced, stored and/or transmitted in whole or in part by any manner of electronic, mechanical, photocopying, recording, broadcasting or otherwise now known or herein after developed without the previous express consent by the copyright owner, except for reproduction in daily press and regular printed publications on sale to the public within 60 days of the event related to those data/results and always provided that copyright symbol appears together as follows below.

© DORNA, 2023

Official MotoGP Timing by **TISSOT**  
www.motogp.com

**Barcelona, Sunday, September 03, 2023**

