


5380 m.

QATAR AIRWAYS GRAND PRIX OF QATAR

Free Practice Nr. 2

Classification

10

|  | Rider | Nation | Team | Motorcycle | Time | Lap | Total | Gap | Top Speed |
|---|---------------------------------|--------|--------------------------------|------------|-----------------|-----|-------|-------------|--------------|
| 1 | 93 Marc MARQUEZ | SPA | Gresini Racing MotoGP | DUCATI | 2'06.544 | 7 | 11 | | 333.3 |
| 2 | 37 Augusto FERNANDEZ | SPA | Red Bull GASGAS Tech3 | KTM | 2'06.834 | 7 | 15 | 0.290 0.290 | 332.3 |
| 3 | 31 Pedro ACOSTA | SPA | Red Bull GASGAS Tech3 | KTM | 2'06.938 | 7 | 15 | 0.394 0.104 | 338.5 |
| 4 | 43 Jack MILLER | AUS | Red Bull KTM Factory Racing | KTM | 2'07.263 | 5 | 15 | 0.719 0.325 | 340.6 |
| 5 | 33 Brad BINDER | RSA | Red Bull KTM Factory Racing | KTM | 2'07.345 | 6 | 12 | 0.801 0.082 | 339.6 |
| 6 | 25 Raul FERNANDEZ | SPA | Trackhouse Racing | APRILIA | 2'07.384 | 7 | 9 | 0.840 0.039 | 326.2 |
| 7 | 23 Enea BASTIANINI | ITA | Ducati Lenovo Team | DUCATI | 2'07.436 | 9 | 14 | 0.892 0.052 | 337.5 |
| 8 | 49 Fabio DI GIANNANTONIO | ITA | Pertamina Enduro VR46 MotoGP T | DUCATI | 2'07.997 | 4 | 11 | 1.453 0.561 | 338.5 |
| 9 | 73 Alex MARQUEZ | SPA | Gresini Racing MotoGP | DUCATI | 2'08.103 | 7 | 13 | 1.559 0.106 | 334.3 |
| 10 | 5 Johann ZARCO | FRA | CASTROL Honda LCR | HONDA | 2'08.321 | 8 | 12 | 1.777 0.218 | 330.2 |
| 11 | 36 Joan MIR | SPA | Repsol Honda Team | HONDA | 2'08.327 | 8 | 12 | 1.783 0.006 | 327.2 |
| 12 | 1 Francesco BAGNAIA | ITA | Ducati Lenovo Team | DUCATI | 2'08.494 | 8 | 12 | 1.950 0.167 | 336.4 |
| 13 | 72 Marco BEZZECCHI | ITA | Pertamina Enduro VR46 MotoGP T | DUCATI | 2'08.648 | 12 | 14 | 2.104 0.154 | 333.3 |
| 14 | 20 Fabio QUARTARARO | FRA | Monster Energy Yamaha MotoGP | YAMAHA | 2'08.702 | 8 | 12 | 2.158 0.054 | 335.4 |
| 15 | 12 Maverick VIÑALES | SPA | Aprilia Racing | APRILIA | 2'08.839 | 5 | 9 | 2.295 0.137 | 325.3 |
| 16 | 10 Luca MARINI | ITA | Repsol Honda Team | HONDA | 2'09.184 | 12 | 13 | 2.640 0.345 | 333.3 |
| 17 | 21 Franco MORBIDELLI | ITA | Prima Pramac Racing | DUCATI | 2'09.399 | 12 | 16 | 2.855 0.215 | 330.2 |
| 18 | 89 Jorge MARTIN | SPA | Prima Pramac Racing | DUCATI | 2'09.495 | 9 | 13 | 2.951 0.096 | 333.3 |
| 19 | 41 Aleix ESPARGARO | SPA | Aprilia Racing | APRILIA | 2'09.777 | 6 | 13 | 3.233 0.282 | 328.2 |
| 20 | 88 Miguel OLIVEIRA | POR | Trackhouse Racing | APRILIA | 2'09.813 | 9 | 13 | 3.269 0.036 | 331.2 |
| 21 | 30 Takaaki NAKAGAMI | JPN | IDEMITSU Honda LCR | HONDA | 2'10.350 | 12 | 14 | 3.806 0.537 | 332.3 |
| 22 | 42 Alex RINS | SPA | Monster Energy Yamaha MotoGP | YAMAHA | 2'10.535 | 5 | 14 | 3.991 0.185 | 328.2 |

Practice condition: Wet

Air: 22°

Humidity: 74%

Ground: 23°

| | | | | |
|-----------------------------|--------|------------------------|-----------------|------------|
| Fastest Lap: | Lap: 7 | Marc MARQUEZ | 2'06.544 | 153 Km/h |
| Best Race Lap: | 2023 | Enea BASTIANINI | 1'52.978 | 171.4 Km/h |
| All Time Lap Record: | 2023 | Luca MARINI | 1'51.762 | 173.2 Km/h |

The results are provisional until the end of the limit for protest and appeals.

Time limit for protest expires 60' after publication of the results - Time:

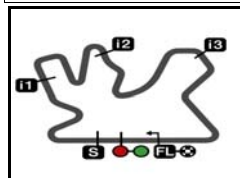
These data/results cannot be reproduced, stored and/or transmitted in whole or in part by any manner of electronic, mechanical, photocopying, recording, broadcasting or otherwise now known or herein after developed without the previous express consent by the copyright owner, except for reproduction in daily press and regular printed publications on sale to the public within 60 days of the event related to those data/results and always provided that copyright symbol appears together as follows below.

© DORNA, 2024

Official MotoGP Timing by TISSOT
www.motogp.com



Doha, Friday, March 08, 2024



5380 m.

QATAR AIRWAYS GRAND PRIX OF QATAR

Free Practice Nr. 2

Top Speed & Average

12



| Rider | Nation | Motorcycle | Top 5 speeds | | | | | Average | Top |
|--------------------------|--------|------------|--------------|-------|-------|-------|-------|---------|-------|
| 43 Jack MILLER | AUS | KTM | 340.6 | 338.5 | 338.5 | 338.5 | 338.5 | 338.9 | 340.6 |
| 33 Brad BINDER | RSA | KTM | 339.6 | 338.5 | 337.5 | 336.4 | 336.4 | 337.7 | 339.6 |
| 31 Pedro ACOSTA | SPA | KTM | 338.5 | 338.5 | 336.4 | 336.4 | 335.4 | 336.8 | 338.5 |
| 49 Fabio DI GIANNANTONIO | ITA | DUCATI | 338.5 | 336.4 | 336.4 | 336.4 | 335.4 | 336.6 | 338.5 |
| 23 Enea BASTIANINI | ITA | DUCATI | 337.5 | 335.4 | 334.3 | 333.3 | 333.3 | 334.2 | 337.5 |
| 1 Francesco BAGNAIA | ITA | DUCATI | 336.4 | 335.4 | 333.3 | 332.3 | 331.2 | 333.3 | 336.4 |
| 20 Fabio QUARTARARO | FRA | YAMAHA | 335.4 | 334.3 | 333.3 | 333.3 | 332.3 | 333.5 | 335.4 |
| 73 Alex MARQUEZ | SPA | DUCATI | 334.3 | 332.3 | 332.3 | 331.2 | 331.2 | 332.3 | 334.3 |
| 10 Luca MARINI | ITA | HONDA | 333.3 | 332.3 | 330.2 | 329.2 | 329.2 | 330.8 | 333.3 |
| 72 Marco BEZZECCHI | ITA | DUCATI | 333.3 | 332.3 | 332.3 | 332.3 | 331.2 | 332.1 | 333.3 |
| 89 Jorge MARTIN | SPA | DUCATI | 333.3 | 333.3 | 332.3 | 330.2 | 329.2 | 331.7 | 333.3 |
| 93 Marc MARQUEZ | SPA | DUCATI | 333.3 | 333.3 | 332.3 | 332.3 | 330.2 | 331.7 | 333.3 |
| 30 Takaaki NAKAGAMI | JPN | HONDA | 332.3 | 330.2 | 329.2 | 329.2 | 328.2 | 329.4 | 332.3 |
| 37 Augusto FERNANDEZ | SPA | KTM | 332.3 | 331.2 | 330.2 | 327.2 | 326.2 | 329.4 | 332.3 |
| 88 Miguel OLIVEIRA | POR | APRILIA | 331.2 | 330.2 | 328.2 | 328.2 | 326.2 | 328.4 | 331.2 |
| 5 Johann ZARCO | FRA | HONDA | 330.2 | 329.2 | 328.2 | 328.2 | 328.2 | 328.8 | 330.2 |
| 21 Franco MORBIDELLI | ITA | DUCATI | 330.2 | 329.2 | 328.2 | 328.2 | 327.2 | 328.6 | 330.2 |
| 41 Aleix ESPARGARO | SPA | APRILIA | 328.2 | 326.2 | 326.2 | 324.3 | 323.3 | 325.6 | 328.2 |
| 42 Alex RINS | SPA | YAMAHA | 328.2 | 328.2 | 327.2 | 326.2 | 326.2 | 326.9 | 328.2 |
| 36 Joan MIR | SPA | HONDA | 327.2 | 326.2 | 326.2 | 326.2 | 325.3 | 326.1 | 327.2 |
| 25 Raul FERNANDEZ | SPA | APRILIA | 326.2 | 324.3 | 324.3 | 323.3 | 320.4 | 323.7 | 326.2 |
| 12 Maverick VIÑALES | SPA | APRILIA | 325.3 | 324.3 | 323.3 | 320.4 | 316.7 | 322.0 | 325.3 |

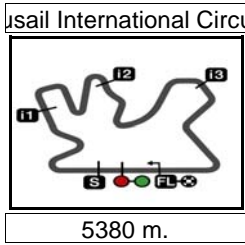
These data/results cannot be reproduced, stored and/or transmitted in whole or in part by any manner of electronic, mechanical, photocopying, recording, broadcasting or otherwise now known or herein after developed without the previous express consent by the copyright owner, except for reproduction in daily press and regular printed publications on sale to the public within 60 days of the event related to those data/results and always provided that copyright symbol appears together as follows below.

© DORNA, 2024

Official MotoGP Timing by TISSOT
www.motogp.com



Doha, Friday, March 08, 2024



QATAR AIRWAYS GRAND PRIX OF QATAR
Free Practice Nr. 2
Chronological Analysis of Performances

13

* Lap / Sector time cancelled T1 Time from finish line to 1st intermediate T3 Time from 2nd intermed. to 3rd intermed.
P Crossing the finish line in pit lane T2 Time from 1st intermed. to 2nd intermed. T4 Time from 3rd intermediate to finish line
**Tyre data subject to further updates

| Lap | Lap Time | T1 | T2 | T3 | T4 | Speed | Lap | Lap Time | T1 | T2 | T3 | T4 | Speed |
|----------------|-------------------|--------------------------|------------------|-------------------|---------------|-------------------|------------------|-------------------|-------------------|------------------|-------------------|--------|-------|
| 1st | 93 | Marc MARQUEZ | | DUCATI | | SPA | Run # 1 | Front Tyre | Wet-Medium | Rear Tyre | Wet-Medium | | |
| | | Gresini Racing MotoGP | | | | | | New Tyre | New Tyre | | | | |
| | | Runs=2 | Total laps=11 | Full laps=8 | Valid laps=8 | | 1 | 4'27.932 | 35.360 | 38.051 | 34.878 | 33.508 | |
| Run # 1 | Front Tyre | Wet-Medium | Rear Tyre | Wet-Medium | | | | | | | | | |
| | | New Tyre | New Tyre | | | | | | | | | | |
| 1 | 11'13.745 | 36.489 | 36.767 | 32.570 | 32.669 | | | | | | | | |
| 2 | 2'11.069 | 31.928 | 35.050 | 31.743 | 32.348 | 327.2 | 2 | 2'13.040 | 32.923 | 35.821 | 32.138 | 32.158 | 322.3 |
| 3 | 2'07.977 | 31.511 | 34.445 | 30.785 | 31.236 | 330.2 | 3 | 2'09.858 | 31.945 | 34.836 | 31.356 | 31.721 | 332.3 |
| 4 | 2'07.374 | 31.276 | 34.273 | 30.653 | 31.172 | 330.2 | 4 | 2'14.480 | 36.257 | 34.830 | 32.089 | 31.304 | 334.3 |
| 5 | 2'16.092 | 36.964 | 35.731 | 31.709 | 31.688 | 332.3 | 5 | 2'07.441 | 31.178 | 34.367 | 30.801 | 31.095 | 332.3 |
| 6 | 2'11.123 | 31.058 | 35.843 | 31.496 | 32.726 | 333.3 | 6 | 2'07.517 | 31.294 | 34.401 | 30.815 | 31.007 | 334.3 |
| 7 | 2'06.544 | 30.940 | 34.021 | 30.392 | 31.191 | 332.3 | 7 | 2'06.938 | 30.973 | 34.165 | 30.698 | 31.102 | 333.3 |
| 8 | 2'18.332 | 38.056 | 35.666 | 32.186 | 32.424 | 330.2 | 8 | 2'14.096 P | 33.333 | 35.390 | 31.596 | 33.777 | 335.4 |
| 9 | 2'12.142 P | 32.611 | 34.831 | 31.481 | 33.219 | 325.3 | Run # 2 | Front Tyre | Wet-Medium | Rear Tyre | Wet-Medium | | |
| | | Run # 2 | | Front Tyre | | Wet-Medium | Rear Tyre | Wet-Medium | | | | | |
| | | 9 Laps at start | | 9 Laps at start | | | | | | | | | |
| 10 | 15'28.052 | 33.876 | 36.197 | 32.617 | 32.263 | | 9 | 13'56.401 | 33.138 | 37.895 | 32.192 | 32.471 | |
| 11 | 2'11.931 | 31.206 | 34.986 | 31.358 | 34.381 | 333.3 | 10 | 2'10.822 | 33.594 | 34.460 | 31.149 | 31.619 | 338.5 |
| | | Run # 2 | | Front Tyre | | Wet-Medium | Rear Tyre | Wet-Medium | | | | | |
| | | 9 Laps at start | | 9 Laps at start | | | | | | | | | |
| 10 | 15'28.052 | 33.876 | 36.197 | 32.617 | 32.263 | | 11 | 2'08.148 | 31.259 | 34.550 | 31.032 | 31.307 | 335.4 |
| 11 | 2'11.931 | 31.206 | 34.986 | 31.358 | 34.381 | 333.3 | 12 | 2'11.957 | 31.087 | 37.019 | 31.821 | 32.030 | 336.4 |
| | | Run # 2 | | Front Tyre | | Wet-Medium | Rear Tyre | Wet-Medium | | | | | |
| | | 9 Laps at start | | 9 Laps at start | | | | | | | | | |
| 10 | 15'28.052 | 33.876 | 36.197 | 32.617 | 32.263 | | 12 | 2'11.957 | 31.087 | 37.019 | 31.821 | 32.030 | 336.4 |
| 11 | 2'11.931 | 31.206 | 34.986 | 31.358 | 34.381 | 333.3 | 13 | 2'33.005 | 52.349 | 37.287 | 31.459 | 31.910 | 336.4 |
| | | Run # 2 | | Front Tyre | | Wet-Medium | Rear Tyre | Wet-Medium | | | | | |
| | | 9 Laps at start | | 9 Laps at start | | | | | | | | | |
| 10 | 15'28.052 | 33.876 | 36.197 | 32.617 | 32.263 | | 13 | 2'33.005 | 52.349 | 37.287 | 31.459 | 31.910 | 336.4 |
| 11 | 2'11.931 | 31.206 | 34.986 | 31.358 | 34.381 | 333.3 | 14 | 2'09.641 | 31.352 | 35.172 | 31.404 | 31.713 | 332.3 |
| | | Run # 2 | | Front Tyre | | Wet-Medium | Rear Tyre | Wet-Medium | | | | | |
| | | 9 Laps at start | | 9 Laps at start | | | | | | | | | |
| 10 | 15'28.052 | 33.876 | 36.197 | 32.617 | 32.263 | | 14 | 2'09.641 | 31.352 | 35.172 | 31.404 | 31.713 | 332.3 |
| 11 | 2'11.931 | 31.206 | 34.986 | 31.358 | 34.381 | 333.3 | 15 | 2'10.212 | 31.394 | 35.373 | 31.422 | 32.023 | 338.5 |
| 2nd | 37 | Augusto FERNANDEZ | | KTM | | SPA | Run # 1 | Front Tyre | Wet-Medium | Rear Tyre | Wet-Medium | | |
| | | Red Bull GASGAS Tech3 | | | | | | New Tyre | New Tyre | | | | |
| | | Runs=2 | Total laps=15 | Full laps=12 | Valid laps=12 | | 1 | 4'32.470 | 35.846 | 38.638 | 33.448 | 33.474 | |
| Run # 1 | Front Tyre | Wet-Medium | Rear Tyre | Wet-Medium | | | | | | | | | |
| | | New Tyre | New Tyre | | | | | | | | | | |
| 1 | 4'32.470 | 35.846 | 38.638 | 33.448 | 33.474 | | | | | | | | |
| 2 | 2'11.853 | 33.235 | 35.429 | 31.279 | 31.910 | 302.5 | 2 | 2'11.853 | 33.235 | 35.429 | 31.279 | 31.910 | 302.5 |
| 3 | 2'08.974 | 31.951 | 34.434 | 30.904 | 31.685 | 321.4 | 3 | 2'08.974 | 31.951 | 34.434 | 30.904 | 31.685 | 321.4 |
| 4 | 2'08.040 | 31.599 | 34.166 | 30.821 | 31.454 | 322.3 | 4 | 2'08.040 | 31.599 | 34.166 | 30.821 | 31.454 | 322.3 |
| 5 | 2'07.811 | 31.388 | 34.330 | 30.718 | 31.375 | 330.2 | 5 | 2'07.811 | 31.388 | 34.330 | 30.718 | 31.375 | 330.2 |
| 6 | 2'12.832 | 35.604 | 34.503 | 30.823 | 31.902 | 325.3 | 6 | 2'12.832 | 35.604 | 34.503 | 30.823 | 31.902 | 325.3 |
| 7 | 2'06.834 | 31.249 | 33.964 | 30.459 | 31.162 | 325.3 | 7 | 2'06.834 | 31.249 | 33.964 | 30.459 | 31.162 | 325.3 |
| 8 | 2'07.495 | 31.237 | 33.949 | 30.625 | 31.684 | 332.3 | 8 | 2'07.495 | 31.237 | 33.949 | 30.625 | 31.684 | 332.3 |
| 9 | 2'15.358 P | 36.024 | 36.060 | 30.834 | 32.440 | 315.7 | 9 | 2'15.358 P | 36.024 | 36.060 | 30.834 | 32.440 | 315.7 |
| Run # 2 | Front Tyre | Wet-Medium | Rear Tyre | Wet-Medium | | | | | | | | | |
| | | Run # 2 | | Front Tyre | | Wet-Medium | Rear Tyre | Wet-Medium | | | | | |
| | | 9 Laps at start | | 9 Laps at start | | | | | | | | | |
| 10 | 12'21.947 | 32.916 | 36.346 | 31.398 | 32.544 | | 10 | 12'21.947 | 32.916 | 36.346 | 31.398 | 32.544 | |
| 11 | 2'08.941 | 31.535 | 34.778 | 31.074 | 31.554 | 320.4 | 11 | 2'08.941 | 31.535 | 34.778 | 31.074 | 31.554 | 320.4 |
| 12 | 2'10.672 | 31.533 | 35.133 | 31.477 | 32.529 | 326.2 | 12 | 2'10.672 | 31.533 | 35.133 | 31.477 | 32.529 | 326.2 |
| 13 | 2'29.528 | 38.687 | 40.615 | 36.885 | 33.341 | 331.2 | 13 | 2'29.528 | 38.687 | 40.615 | 36.885 | 33.341 | 331.2 |
| 14 | 2'09.889 | 31.720 | 34.791 | 31.246 | 32.132 | 327.2 | 14 | 2'09.889 | 31.720 | 34.791 | 31.246 | 32.132 | 327.2 |
| 15 | 2'09.889 | 31.522 | 34.857 | 31.456 | 32.054 | 318.5 | 15 | 2'09.889 | 31.522 | 34.857 | 31.456 | 32.054 | 318.5 |
| 3rd | 31 | Pedro ACOSTA | | KTM | | SPA | Run # 1 | Front Tyre | Wet-Medium | Rear Tyre | Wet-Medium | | |
| | | Red Bull GASGAS Tech3 | | | | | | New Tyre | New Tyre | | | | |
| | | Runs=2 | Total laps=15 | Full laps=12 | Valid laps=12 | | 1 | 7'40.956 | 34.898 | 37.153 | 32.628 | 32.652 | |
| Run # 1 | Front Tyre | Wet-Medium | Rear Tyre | Wet-Medium | | | | | | | | | |
| | | New Tyre | New Tyre | | | | | | | | | | |
| 1 | 7'40.956 | 34.898 | 37.153 | 32.628 | 32.652 | | 2 | 2'10.041 | 32.001 | 34.729 | 31.369 | 31.942 | 335.4 |
| 2 | 2'10.041 | 32.001 | 34.729 | 31.369 | 31.942 | 335.4 | 3 | 2'08.073 | 31.447 | 34.220 | 31.072 | 31.334 | 336.4 |
| 3 | 2'08.073 | 31.447 | 34.220 | 31.072 | 31.334 | 336.4 | 4 | 2'10.776 | 31.209 | 34.675 | 33.208 | 31.684 | 338.5 |
| 4 | 2'10.776 | 31.209 | 34.675 | 33.208 | 31.684 | 338.5 | 5 | 2'07.263 | 30.823 | 34.383 | 30.781 | 31.276 | 335.4 |
| 5 | 2'07.263 | 30.823 | 34.383 | 30.781 | 31.276 | 335.4 | 6 | 2'15.261 P | 33.341 | 38.027 | 31.561 | 32.332 | 335.4 |
| 6 | 2'15.261 P | 33.341 | 38.027 | 31.561 | 32.332 | 335.4 | Run # 2 | Front Tyre | Wet-Medium | Rear Tyre | Wet-Medium | | |
| | | Run # 2 | | Front Tyre | | Wet-Medium | Rear Tyre | Wet-Medium | | | | | |
| | | 6 Laps at start | | 6 Laps at start | | | | | | | | | |
| 7 | 10'53.164 | 35.446 | 34.825 | 30.978 | 31.408 | | 7 | 10'53.164 | 35.446 | 34.825 | 30.978 | 31.408 | |
| 8 | 2'07.749 | 30.945 | 34.444 | 30.893 | 31.467 | 336.4 | 8 | 2'07.749 | 30.945 | 34.444 | 30.893 | 31.467 | 336.4 |
| 9 | 2'08.260 | 31.118 | 34.581 | 31.103 | 31.458 | 338.5 | 9 | 2'08.260 | 31.118 | 34.581 | 31.103 | 31.458 | 338.5 |
| 10 | 2'07.919 | 30.931 | 34.542 | 30.997 | 31.449 | 338.5 | 10 | 2'07.919 | 30.931 | 34.542 | 30.997 | 31.449 | 338.5 |
| 11 | 2'08.932 | 31.089 | 34.926 | 31.387 | 31.530 | 337.5 | 11 | 2'08.932 | 31.089 | 34.926 | 31.387 | 31.530 | 337.5 |
| 12 | 2'09.590 | 30.962 | 34.920 | 31.565 | 32.143 | 338.5 | 12 | 2'09.590 | 30.962 | 34.920 | 31.565 | 32.143 | 338.5 |
| 13 | 2'19.561 | 39.570 | 36.359 | 31.679 | 31.953 | 333.3 | 13 | 2'19.561 | 39.570 | 36.359 | 31.679 | 31.953 | 333.3 |
| 14 | 2'09.396 | 31.090 | 34.923 | 31.471 | 31.912 | 333.3 | 14 | 2'09.396 | 31.090 | 34.923 | 31.471 | 31.912 | 333.3 |
| 15 | 2'16.951 P | 35.860 | 36.080 | 31.997 | 33.014 | 340.6 | 15 | 2'16.951 P | 35.860 | 36.080 | 31.997 | 33.014 | 340.6 |

Fastest Lap: Marc MARQUEZ Gresini Racing MotoG SPA 2'06.544 30.940 34.021 30.392 31.191

These data/results cannot be reproduced, stored and/or transmitted in whole or in part by any manner of electronic, mechanical, photocopying, recording, broadcasting or otherwise now known or herein after developed without the previous express consent by the copyright owner, except for reproduction in daily press and regular printed publications on sale to the public within 60 days of the event related to those data/results and always provided that copyright symbol appears together as follows below.
© DORNA, 2024



Free Practice Nr. 2

MotoGP

| Lap | Lap Time | T1 | T2 | T3 | T4 | Speed | Lap | Lap Time | T1 | T2 | T3 | T4 | Speed | |
|--------------|-----------------|-----------------------------------|-------------------|-------------------------|-------------------|--------------|-----|----------|-----------------|----------|--------|--------|--------|--------------|
| 5th | 33 | Brad BINDER | | | | KTM | RSA | 11 | 11'32.827 | 32.303 | 35.844 | 31.469 | 31.652 | |
| | | Red Bull KTM Factory Racing | | | | | | 12 | 2'08.949 | 31.489 | 34.752 | 31.140 | 31.568 | 334.3 |
| | | Runs=2 | Total laps=12 | Full laps=8 | Valid laps=8 | | | 13 | 2'08.822 | 31.369 | 34.845 | 31.167 | 31.441 | 335.4 |
| | | | | | | | | 14 | 2'21.146 | P 40.634 | 35.545 | 31.610 | 33.357 | 337.5 |
| Run # | 1 | Front Tyre | Wet-Medium | Rear Tyre | Wet-Medium | | | | | | | | | |
| | | New Tyre | | New Tyre | | | | | | | | | | |
| 1 | 11'45.587 | 36.392 | 41.149 | 33.492 | 33.932 | | | | | | | | | |
| 2 | 2'11.697 | 32.554 | 35.265 | 32.231 | 31.647 | 331.2 | | | | | | | | |
| 3 | 2'23.693 | 31.494 | 47.897 | 31.699 | 32.603 | 334.3 | | | | | | | | |
| 4 | 2'08.727 | 31.649 | 34.658 | 31.075 | 31.345 | 331.2 | | | | | | | | |
| 5 | 2'16.324 | 31.453 | 41.068 | 31.625 | 32.178 | 337.5 | | | | | | | | |
| 6 | 2'07.345 | 31.422 | 34.045 | 30.798 | 31.080 | 334.3 | | | | | | | | |
| 7 | 2'07.879 | 31.310 | 34.291 | 30.894 | 31.384 | 336.4 | | | | | | | | |
| 8 | 2'16.372 | P 36.919 | 34.672 | 31.265 | 33.516 | 336.4 | | | | | | | | |
| Run # | 2 | Front Tyre | Wet-Medium | Rear Tyre | Wet-Medium | | | | | | | | | |
| | | 8 Laps at start | | 8 Laps at start | | | | | | | | | | |
| 9 | 12'52.482 | 38.825 | 49.643 | 31.800 | 31.869 | | | | | | | | | |
| 10 | 2'08.800 | 31.478 | 34.629 | 31.139 | 31.554 | 339.6 | | | | | | | | |
| 11 | 2'08.740 | 31.096 | 34.826 | 31.366 | 31.452 | 338.5 | | | | | | | | |
| 12 | 2'23.380 | P 38.736 | 37.038 | 31.647 | 35.959 | 335.4 | | | | | | | | |
| 8th | 49 | Fabio DI GIANNANTONI | | | | DUCATI | ITA | | | | | | | |
| | | Pertamina Enduro VR46 MotoGP Team | | | | | | | | | | | | |
| | | Runs=3 | Total laps=11 | Full laps=6 | Valid laps=6 | | | | | | | | | |
| Run # | 1 | Front Tyre | Wet-Soft | Rear Tyre | Wet-Soft | | | | | | | | | |
| | | New Tyre | | New Tyre | | | | | | | | | | |
| 1 | 10'03.127 | 36.529 | 36.397 | 32.349 | 32.077 | | | | | | | | | |
| 2 | 2'09.853 | 31.835 | 35.086 | 31.538 | 31.394 | 332.3 | | | | | | | | |
| 3 | 2'08.677 | 31.487 | 34.671 | 31.169 | 31.350 | 334.3 | | | | | | | | |
| 4 | 2'07.997 | 31.078 | 34.428 | 31.014 | 31.477 | 336.4 | | | | | | | | |
| 5 | 2'09.865 | P 31.427 | 34.486 | 31.248 | 32.704 | 332.3 | | | | | | | | |
| Run # | 2 | Front Tyre | Wet-Medium | Rear Tyre | Wet-Medium | | | | | | | | | |
| | | New Tyre | | New Tyre | | | | | | | | | | |
| 6 | 12'55.294 | 32.308 | 35.611 | 34.061 | 31.628 | | | | | | | | | |
| 7 | 2'13.711 | 31.023 | 38.723 | 32.051 | 31.914 | 335.4 | | | | | | | | |
| 8 | 2'16.730 | P 30.967 | 37.467 | 34.360 | 33.936 | 336.4 | | | | | | | | |
| Run # | 3 | Front Tyre | Wet-Medium | Rear Tyre | Wet-Medium | | | | | | | | | |
| | | 3 Laps at start | | 3 Laps at start | | | | | | | | | | |
| 9 | 6'20.803 | 34.110 | 37.926 | 32.443 | 31.977 | | | | | | | | | |
| 10 | 2'09.620 | 31.280 | 35.054 | 31.636 | 31.650 | 338.5 | | | | | | | | |
| 11 | 2'10.317 | 31.483 | 35.252 | 31.744 | 31.838 | 336.4 | | | | | | | | |
| 6th | 25 | Raul FERNANDEZ | | | | APRILIA | SPA | | | | | | | |
| | | Trackhouse Racing | | | | | | | | | | | | |
| | | Runs=3 | Total laps=9 | Full laps=4 | Valid laps=4 | | | | | | | | | |
| Run # | 1 | Front Tyre | Wet-Soft | Rear Tyre | Wet-Soft | | | | | | | | | |
| | | New Tyre | | New Tyre | | | | | | | | | | |
| 1 | 4'26.132 | 33.124 | 36.784 | 32.548 | 32.642 | | | | | | | | | |
| 2 | 2'15.575 | 37.090 | 35.072 | 31.464 | 31.949 | 323.3 | | | | | | | | |
| 3 | 2'09.187 | 31.517 | 34.808 | 30.958 | 31.904 | 320.4 | | | | | | | | |
| 4 | 2'20.559 | P 35.320 | 35.565 | 35.618 | 34.056 | 303.3 | | | | | | | | |
| Run # | 2 | Front Tyre | Wet-Medium | Rear Tyre | Wet-Medium | | | | | | | | | |
| | | New Tyre | | New Tyre | | | | | | | | | | |
| 5 | 10'54.289 | 33.428 | 37.702 | 31.602 | 31.759 | | | | | | | | | |
| 6 | 2'11.406 | 34.874 | 34.663 | 30.510 | 31.359 | 326.2 | | | | | | | | |
| 7 | 2'07.384 | 31.205 | 34.157 | 30.649 | 31.373 | 324.3 | | | | | | | | |
| 8 | 2'22.475 | P 39.527 | 34.867 | 33.613 | 34.468 | 324.3 | | | | | | | | |
| Run # | 3 | Front Tyre | Wet-Medium | Rear Tyre | Wet-Medium | | | | | | | | | |
| | | 4 Laps at start | | 4 Laps at start | | | | | | | | | | |
| 9 | 17'27.924 | 36.569 | 37.261 | 31.939 | 32.726 | | | | | | | | | |
| 7th | 23 | Enea BASTIANINI | | | | DUCATI | ITA | | | | | | | |
| | | Ducati Lenovo Team | | | | | | | | | | | | |
| | | Runs=2 | Total laps=14 | Full laps=10 | Valid laps=10 | | | | | | | | | |
| Run # | 1 | Front Tyre | Wet-Medium | Rear Tyre | Wet-Medium | | | | | | | | | |
| | | New Tyre | | New Tyre | | | | | | | | | | |
| 1 | 5'49.131 | 33.946 | 37.312 | 33.479 | 33.181 | | | | | | | | | |
| 2 | 2'12.490 | 32.923 | 35.734 | 31.905 | 31.928 | 310.3 | | | | | | | | |
| 3 | 2'09.621 | 31.824 | 34.593 | 31.387 | 31.817 | 332.3 | | | | | | | | |
| 4 | 2'09.261 | 31.618 | 34.690 | 31.253 | 31.700 | 333.3 | | | | | | | | |
| 5 | 2'08.453 | 31.537 | 34.468 | 31.041 | 31.407 | 333.3 | | | | | | | | |
| 6 | 2'07.726 | 31.200 | 34.429 | 30.834 | 31.263 | 333.3 | | | | | | | | |
| 7 | 2'11.159 | 32.845 | 35.365 | 31.008 | 31.941 | 333.3 | | | | | | | | |
| 8 | 2'07.536 | 31.251 | 34.400 | 30.789 | 31.096 | 332.3 | | | | | | | | |
| 9 | 2'07.436 | 31.065 | 34.485 | 30.810 | 31.076 | 333.3 | | | | | | | | |
| 10 | 2'15.750 | P 36.361 | 35.509 | 31.736 | 32.144 | 331.2 | | | | | | | | |
| Run # | 2 | Front Tyre | Wet-Medium | Rear Tyre | Wet-Medium | | | | | | | | | |
| | | 10 Laps at start | | 10 Laps at start | | | | | | | | | | |
| 10th | 5 | Johann ZARCO | | | | HONDA | FRA | | | | | | | |
| | | CASTROL Honda LCR | | | | | | | | | | | | |
| | | Runs=2 | Total laps=12 | Full laps=8 | Valid laps=8 | | | | | | | | | |
| Run # | 1 | Front Tyre | Wet-Medium | Rear Tyre | Wet-Medium | | | | | | | | | |
| | | New Tyre | | New Tyre | | | | | | | | | | |
| 1 | 12'46.237 | 34.369 | 38.267 | 33.425 | 33.634 | | | | | | | | | |
| 2 | 2'12.561 | 32.440 | 35.558 | 32.346 | 32.217 | 328.2 | | | | | | | | |

Fastest Lap: Marc MARQUEZ Gresini Racing MotoG SPA **2'06.544** 30.940 34.021 30.392 31.191

These data/results cannot be reproduced, stored and/or transmitted in whole or in part by any manner of electronic, mechanical, photocopying, recording, broadcasting or otherwise now known or herein after developed without the previous express consent by the copyright owner, except for reproduction in daily press and regular printed publications on sale to the public within 60 days of the event related to those data/results and always provided that copyright symbol appears together as follows below.
© DORNA, 2024

Official MotoGP Timing by TISSOT
www.motogp.com



Doha, Friday, March 08, 2024

Free Practice Nr. 2

MotoGP

| Lap | Lap Time | T1 | T2 | T3 | T4 | Speed | Lap | Lap Time | T1 | T2 | T3 | T4 | Speed |
|----------------|-----------------------------------|-------------------|------------------|-------------------|---------------|--------------|-----|----------|----|----|----|----|-------|
| 3 | 2'08.884 | 31.370 | 34.633 | 31.127 | 31.754 | 327.2 | | | | | | | |
| 4 | 2'11.505 | 31.510 | 36.537 | 31.637 | 31.821 | 327.2 | | | | | | | |
| 5 | 2'09.185 | 31.409 | 34.536 | 31.030 | 32.210 | 329.2 | | | | | | | |
| 6 | 2'14.441 P | 32.278 | 35.655 | 32.515 | 33.993 | 326.2 | | | | | | | |
| Run # 2 | Front Tyre | Wet-Medium | Rear Tyre | Wet-Medium | | | | | | | | | |
| | 6 Laps at start | | | 6 Laps at start | | | | | | | | | |
| 7 | 10'27.003 | 32.247 | 36.357 | 32.398 | 32.820 | | | | | | | | |
| 8 | 2'08.321 | 31.226 | 34.555 | 31.092 | 31.448 | 328.2 | | | | | | | |
| 9 | 2'17.527 | 32.375 | 36.645 | 34.360 | 34.147 | 330.2 | | | | | | | |
| 10 | 2'18.739 | 34.091 | 37.360 | 34.426 | 32.862 | 306.8 | | | | | | | |
| 11 | 2'24.287 | 35.799 | 37.505 | 34.973 | 36.010 | 328.2 | | | | | | | |
| 12 | 2'20.829 P | 31.829 | 42.265 | 32.817 | 33.918 | 325.3 | | | | | | | |
| 11th 36 | Joan MIR | HONDA | | SPA | | | | | | | | | |
| | Repsol Honda Team | | | | | | | | | | | | |
| | Runs=3 | Total laps=12 | Full laps=7 | Valid laps=7 | | | | | | | | | |
| Run # 1 | Front Tyre | Wet-Medium | Rear Tyre | Wet-Medium | | | | | | | | | |
| | New Tyre | | | New Tyre | | | | | | | | | |
| 1 | 3'27.653 | 33.989 | 38.434 | 34.377 | 32.988 | | | | | | | | |
| 2 | 2'17.233 | 33.460 | 35.777 | 35.602 | 32.394 | 301.6 | | | | | | | |
| 3 | 2'11.326 | 32.429 | 34.841 | 31.950 | 32.106 | 319.5 | | | | | | | |
| 4 | 2'09.738 | 32.054 | 34.693 | 31.395 | 31.596 | 325.3 | | | | | | | |
| 5 | 2'18.132 P | 31.780 | 34.668 | 37.151 | 34.533 | 326.2 | | | | | | | |
| Run # 2 | Front Tyre | Wet-Medium | Rear Tyre | Wet-Medium | | | | | | | | | |
| | 5 Laps at start | | | 5 Laps at start | | | | | | | | | |
| 6 | 13'31.113 | 31.527 | 35.316 | 31.332 | 31.624 | | | | | | | | |
| 7 | 2'08.908 | 31.774 | 34.393 | 31.051 | 31.690 | 325.3 | | | | | | | |
| 8 | 2'08.327 | 31.555 | 34.391 | 31.038 | 31.343 | 324.3 | | | | | | | |
| 9 | 2'15.243 | 34.907 | 36.273 | 32.330 | 31.733 | 326.2 | | | | | | | |
| 10 | 2'20.157 P | 31.628 | 42.936 | 32.180 | 33.413 | 327.2 | | | | | | | |
| Run # 3 | Front Tyre | Wet-Medium | Rear Tyre | Wet-Medium | | | | | | | | | |
| | 10 Laps at start | | | 10 Laps at start | | | | | | | | | |
| 11 | 8'01.328 | 31.850 | 35.337 | 31.641 | 31.683 | | | | | | | | |
| 12 | 2'17.830 | 31.457 | 41.538 | 32.088 | 32.747 | 326.2 | | | | | | | |
| 12th 1 | Francesco BAGNAIA | DUCATI | | ITA | | | | | | | | | |
| | Ducati Lenovo Team | | | | | | | | | | | | |
| | Runs=3 | Total laps=12 | Full laps=7 | Valid laps=7 | | | | | | | | | |
| Run # 1 | Front Tyre | Wet-Medium | Rear Tyre | Wet-Medium | | | | | | | | | |
| | New Tyre | | | New Tyre | | | | | | | | | |
| 1 | 4'02.546 | 36.281 | 39.867 | 35.772 | 34.354 | | | | | | | | |
| 2 | 2'15.657 | 33.423 | 36.632 | 32.959 | 32.643 | 319.5 | | | | | | | |
| 3 | 2'12.032 | 32.509 | 35.358 | 31.859 | 32.306 | 317.6 | | | | | | | |
| 4 | 2'10.938 | 31.931 | 35.463 | 31.720 | 31.824 | 332.3 | | | | | | | |
| 5 | 2'09.309 | 31.723 | 34.759 | 31.188 | 31.639 | 331.2 | | | | | | | |
| 6 | 2'15.864 P | 35.864 | 35.608 | 31.594 | 32.798 | 331.2 | | | | | | | |
| Run # 2 | Front Tyre | Wet-Medium | Rear Tyre | Wet-Medium | | | | | | | | | |
| | 6 Laps at start | | | 6 Laps at start | | | | | | | | | |
| 7 | 11'50.745 | 31.885 | 35.437 | 31.414 | 31.513 | | | | | | | | |
| 8 | 2'08.494 | 31.548 | 34.350 | 31.220 | 31.376 | 333.3 | | | | | | | |
| 9 | 2'14.373 P | 31.909 | 34.809 | 31.231 | 36.424 | 304.2 | | | | | | | |
| Run # 3 | Front Tyre | Wet-Medium | Rear Tyre | Wet-Medium | | | | | | | | | |
| | 9 Laps at start | | | 9 Laps at start | | | | | | | | | |
| 10 | 11'21.030 | 33.435 | 35.157 | 31.507 | 31.715 | | | | | | | | |
| 11 | 2'11.895 | 31.479 | 35.822 | 32.662 | 31.932 | 335.4 | | | | | | | |
| 12 | 2'10.410 | 31.376 | 35.386 | 31.450 | 32.198 | 336.4 | | | | | | | |
| 13th 72 | Marco BEZZECCHI | DUCATI | | ITA | | | | | | | | | |
| | Pertamina Enduro VR46 MotoGP Team | | | | | | | | | | | | |
| | Runs=3 | Total laps=14 | Full laps=9 | Valid laps=9 | | | | | | | | | |
| Run # 1 | Front Tyre | Wet-Soft | Rear Tyre | Wet-Soft | | | | | | | | | |
| | New Tyre | | | New Tyre | | | | | | | | | |
| 1 | 2'51.470 | 36.489 | 39.753 | 34.308 | 34.145 | | | | | | | | |
| 2 | 2'14.911 | 33.358 | 36.120 | 32.770 | 32.663 | 321.4 | | | | | | | |
| 3 | 2'11.677 | 32.332 | 35.123 | 31.898 | 32.324 | 325.3 | | | | | | | |
| 4 | 2'10.219 | 31.846 | 34.849 | 31.639 | 31.885 | 329.2 | | | | | | | |
| 5 | 2'13.403 P | 31.718 | 34.882 | 31.952 | 34.851 | 331.2 | | | | | | | |
| Run # 2 | Front Tyre | Wet-Medium | Rear Tyre | Wet-Medium | | | | | | | | | |
| | New Tyre | | | New Tyre | | | | | | | | | |
| 6 | 11'14.866 | 36.784 | 37.445 | 32.101 | 31.758 | | | | | | | | |
| 7 | 2'09.059 | 31.515 | 34.626 | 31.312 | 31.606 | 332.3 | | | | | | | |
| 8 | 2'08.908 | 31.532 | 34.439 | 31.248 | 31.689 | 331.2 | | | | | | | |
| 9 | 2'14.244 | 31.352 | 38.683 | 32.401 | 31.808 | 330.2 | | | | | | | |
| 10 | 2'08.873 | 31.405 | 34.571 | 31.425 | 31.472 | 333.3 | | | | | | | |
| 11 | 2'08.985 | 31.228 | 34.767 | 31.476 | 31.514 | 332.3 | | | | | | | |
| 12 | 2'08.648 | 31.069 | 34.789 | 31.433 | 31.357 | 332.3 | | | | | | | |
| 13 | 2'15.679 P | 31.211 | 36.027 | 35.225 | 33.216 | 330.2 | | | | | | | |
| Run # 3 | Front Tyre | Wet-Medium | Rear Tyre | Wet-Medium | | | | | | | | | |
| | 8 Laps at start | | | 8 Laps at start | | | | | | | | | |
| 14 | 7'22.205 | 31.903 | 35.525 | 31.655 | 32.055 | | | | | | | | |
| 14th 20 | Fabio QUARTARARO | YAMAHA | | FRA | | | | | | | | | |
| | Monster Energy Yamaha MotoGP Team | | | | | | | | | | | | |
| | Runs=4 | Total laps=12 | Full laps=6 | Valid laps=6 | | | | | | | | | |
| Run # 1 | Front Tyre | Wet-Medium | Rear Tyre | Wet-Medium | | | | | | | | | |
| | New Tyre | | | New Tyre | | | | | | | | | |
| 1 | 3'26.803 | 32.786 | 37.802 | 33.397 | 33.450 | | | | | | | | |
| 2 | 2'14.750 | 33.232 | 36.364 | 32.614 | 32.540 | 325.3 | | | | | | | |
| 3 | 2'11.617 | 32.225 | 35.372 | 31.997 | 32.023 | 332.3 | | | | | | | |
| 4 | 2'10.790 | 31.797 | 35.067 | 31.848 | 32.078 | 334.3 | | | | | | | |
| 5 | 2'16.013 P | 31.962 | 35.217 | 35.535 | 33.299 | 333.3 | | | | | | | |
| Run # 2 | Front Tyre | Wet-Medium | Rear Tyre | Wet-Medium | | | | | | | | | |
| | 5 Laps at start | | | 5 Laps at start | | | | | | | | | |
| 6 | 11'32.742 | 31.484 | 34.982 | 31.767 | 31.751 | | | | | | | | |
| 7 | 2'08.737 | 31.281 | 34.552 | 31.263 | 31.641 | 330.2 | | | | | | | |
| 8 | 2'08.702 | 31.224 | 34.547 | 31.272 | 31.659 | 332.3 | | | | | | | |
| 9 | 2'20.081 | 40.563 | 35.612 | 31.826 | 32.080 | 333.3 | | | | | | | |
| 10 | 2'12.151 P | 31.462 | 36.024 | 31.700 | 32.965 | 335.4 | | | | | | | |
| Run # 3 | Front Tyre | Wet-Medium | Rear Tyre | Wet-Soft | | | | | | | | | |
| | 10 Laps at start | | | New Tyre | | | | | | | | | |
| 11 | 10'44.158 P | 33.645 | 36.890 | 33.002 | 38.306 | | | | | | | | |
| Run # 4 | Front Tyre | Wet-Medium | Rear Tyre | Wet-Soft | | | | | | | | | |
| | 11 Laps at start | | | 1 Laps at start | | | | | | | | | |
| 12 | 3'38.746 | 37.044 | 39.726 | 33.533 | 37.548 | | | | | | | | |
| 15th 12 | Maverick VIÑALES | APRILIA | | SPA | | | | | | | | | |
| | Aprilia Racing | | | | | | | | | | | | |
| | Runs=2 | Total laps=9 | Full laps=6 | Valid laps=6 | | | | | | | | | |
| Run # 1 | Front Tyre | Wet-Medium | Rear Tyre | Wet-Soft | | | | | | | | | |
| | New Tyre | | | New Tyre | | | | | | | | | |
| 1 | 14'05.668 | 34.192 | 36.597 | 33.080 | 32.732 | | | | | | | | |
| 2 | 2'14.254 | 33.394 | 36.829 | 31.885 | 32.146 | 308.5 | | | | | | | |

Fastest Lap: Marc MARQUEZ Gresini Racing MotoG SPA **2'06.544** 30.940 34.021 30.392 31.191

These data/results cannot be reproduced, stored and/or transmitted in whole or in part by any manner of electronic, mechanical, photocopying, recording, broadcasting or otherwise now known or herein after developed without the previous express consent by the copyright owner, except for reproduction in daily press and regular printed publications on sale to the public within 60 days of the event related to those data/results and always provided that copyright symbol appears together as follows below.
© DORNA, 2024

Free Practice Nr. 2

MotoGP

| Lap | Lap Time | T1 | T2 | T3 | T4 | Speed |
|-----|----------|----------|--------|--------|--------|-------|
| 3 | 2'10.836 | 32.090 | 35.139 | 31.389 | 32.218 | 309.4 |
| 4 | 2'09.563 | 31.817 | 34.733 | 31.255 | 31.758 | 316.7 |
| 5 | 2'08.839 | 31.544 | 34.593 | 31.098 | 31.604 | 320.4 |
| 6 | 2'16.897 | P 37.552 | 35.053 | 31.295 | 32.997 | 324.3 |

| Run # | 2 | Front Tyre | Wet-Medium | Rear Tyre | Wet-Soft |
|-------|---|-----------------|------------|-----------------|----------|
| | | 6 Laps at start | | 6 Laps at start | |

| Run # | 1 | Front Tyre | Wet-Medium | Rear Tyre | Wet-Medium | |
|-------|----------|------------|------------|-----------|------------|-------|
| | | New Tyre | | New Tyre | | |
| 1 | 4'32.710 | 35.143 | 38.536 | 33.796 | 33.008 | |
| 2 | 2'13.100 | 33.525 | 35.714 | 31.977 | 31.884 | 296.7 |
| 3 | 2'10.318 | 32.118 | 34.970 | 31.476 | 31.754 | 321.4 |
| 4 | 2'13.189 | P 32.824 | 35.563 | 32.177 | 32.625 | 322.3 |

| Run # | 2 | Front Tyre | Wet-Medium | Rear Tyre | Wet-Medium | |
|-------|-----------|-----------------|------------|-----------------|------------|-------|
| | | 4 Laps at start | | 4 Laps at start | | |
| 5 | 12'44.011 | 33.987 | 37.810 | 32.709 | 33.940 | |
| 6 | 2'09.543 | 31.820 | 34.883 | 31.286 | 31.554 | 322.3 |
| 7 | 2'09.300 | 31.589 | 34.647 | 31.127 | 31.937 | 324.3 |
| 8 | 2'09.212 | P 31.610 | 34.814 | 31.285 | 31.503 | 329.2 |

| Run # | 3 | Front Tyre | Wet-Medium | Rear Tyre | Wet-Medium | |
|-------|----------|-----------------|------------|-----------------|------------|-------|
| | | 8 Laps at start | | 8 Laps at start | | |
| 9 | 6'04.282 | 32.381 | 35.248 | 31.680 | 31.655 | |
| 10 | 2'09.245 | 31.637 | 34.810 | 31.269 | 31.529 | 330.2 |
| 11 | 2'19.798 | 39.003 | 35.568 | 32.587 | 32.640 | 333.3 |
| 12 | 2'09.184 | 31.523 | 34.720 | 31.222 | 31.719 | 329.2 |
| 13 | 2'09.958 | 31.595 | 35.016 | 31.596 | 31.751 | 332.3 |

| 17th | 21 | Franco MORBIDELLI | DUCATI | ITA |
|------|----|---------------------|---------------|----------------------------|
| | | Prima Pramac Racing | | |
| | | Runs=2 | Total laps=16 | Full laps=13 Valid laps=13 |

| Run # | 1 | Front Tyre | Wet-Medium | Rear Tyre | Wet-Medium | |
|-------|----------|------------|------------|-----------|------------|-------|
| | | New Tyre | | New Tyre | | |
| 1 | 2'53.243 | 36.886 | 40.044 | 36.055 | 35.329 | |
| 2 | 2'16.605 | 34.227 | 36.934 | 32.790 | 32.654 | 300.8 |
| 3 | 2'12.078 | 32.489 | 35.540 | 31.966 | 32.083 | 326.2 |
| 4 | 2'10.067 | 31.829 | 35.080 | 31.634 | 31.524 | 327.2 |
| 5 | 2'25.737 | 41.906 | 38.661 | 32.652 | 32.518 | 329.2 |
| 6 | 2'09.879 | 32.168 | 34.806 | 31.403 | 31.502 | 310.3 |
| 7 | 2'28.246 | P 37.050 | 39.448 | 36.887 | 34.861 | 310.3 |

| Run # | 2 | Front Tyre | Wet-Medium | Rear Tyre | Wet-Medium | |
|-------|-----------|-----------------|------------|-----------------|------------|-------|
| | | 7 Laps at start | | 7 Laps at start | | |
| 8 | 12'29.341 | 34.130 | 36.158 | 32.515 | 32.101 | |
| 9 | 2'11.160 | 31.996 | 34.857 | 31.952 | 32.355 | 320.4 |
| 10 | 2'11.098 | 32.488 | 34.974 | 31.618 | 32.018 | 314.8 |
| 11 | 2'09.487 | 31.490 | 34.694 | 31.521 | 31.782 | 328.2 |
| 12 | 2'09.399 | 31.655 | 34.935 | 31.252 | 31.557 | 322.3 |
| 13 | 2'27.590 | 36.254 | 39.700 | 39.601 | 32.035 | 305.9 |
| 14 | 2'09.687 | 31.647 | 35.030 | 31.468 | 31.542 | 322.3 |
| 15 | 2'21.208 | 39.337 | 38.027 | 32.114 | 31.730 | 330.2 |
| 16 | 2'12.322 | 31.854 | 35.469 | 32.547 | 32.452 | 328.2 |

| Lap | Lap Time | T1 | T2 | T3 | T4 | Speed |
|------|----------|---------------------|---------------|-------------|--------------|-------|
| 18th | 89 | Jorge MARTIN | DUCATI | SPA | | |
| | | Prima Pramac Racing | | | | |
| | | Runs=3 | Total laps=13 | Full laps=8 | Valid laps=8 | |

| Run # | 1 | Front Tyre | Wet-Medium | Rear Tyre | Wet-Medium | |
|-------|----------|------------|------------|-----------|------------|-------|
| | | New Tyre | | New Tyre | | |
| 1 | 2'58.573 | 34.555 | 37.702 | 34.245 | 33.238 | |
| 2 | 2'12.710 | 32.093 | 35.676 | 32.221 | 32.720 | 330.2 |
| 3 | 2'16.201 | 36.645 | 35.562 | 31.884 | 32.110 | 327.2 |
| 4 | 2'09.741 | 31.841 | 34.702 | 31.384 | 31.814 | 326.2 |
| 5 | 2'17.151 | 37.062 | 35.533 | 32.359 | 32.197 | 329.2 |
| 6 | 2'16.466 | P 31.889 | 35.393 | 36.099 | 33.085 | 327.2 |

| Run # | 2 | Front Tyre | Wet-Medium | Rear Tyre | Wet-Medium | |
|-------|-----------|-----------------|------------|-----------------|------------|-------|
| | | 6 Laps at start | | 6 Laps at start | | |
| 7 | 11'59.434 | 30.756 | 35.054 | 31.432 | 32.003 | |
| 8 | 2'15.011 | 31.511 | 34.847 | 32.420 | 36.233 | 333.3 |
| 9 | 2'09.495 | 31.525 | 34.747 | 31.199 | 32.024 | 325.3 |
| 10 | 2'20.133 | 35.826 | 39.003 | 32.614 | 32.690 | 313.0 |
| 11 | 2'10.536 | 31.401 | 35.080 | 31.899 | 32.156 | 333.3 |
| 12 | 2'15.732 | P 33.941 | 36.245 | 32.275 | 33.271 | 332.3 |

| Run # | 3 | Front Tyre | Wet-Medium | Rear Tyre | Wet-Medium |
|-------|----------|------------------|------------|------------------|------------|
| | | 12 Laps at start | | 12 Laps at start | |
| 13 | 8'56.724 | 32.480 | 35.676 | 32.273 | 32.797 |

| 19th | 41 | Aleix ESPARGARO | APRILIA | SPA |
|------|----|-----------------|---------------|--------------------------|
| | | Aprilia Racing | | |
| | | Runs=4 | Total laps=13 | Full laps=5 Valid laps=4 |

| Run # | 1 | Front Tyre | Wet-Soft | Rear Tyre | Wet-Soft | |
|-------|----------|------------|----------|-----------|----------|-------|
| | | New Tyre | | New Tyre | | |
| 1 | 4'17.266 | 34.198 | 38.094 | 35.013 | 34.104 | |
| 2 | 2'38.355 | P 34.148 | 39.552 | 44.810 | 39.845 | 298.3 |

| Run # | 2 | Front Tyre | Wet-Soft | Rear Tyre | Wet-Soft | |
|-------|----------|-----------------|----------|-----------------|----------|-------|
| | | 2 Laps at start | | 2 Laps at start | | |
| 3 | 7'40.722 | 32.652 | 35.635 | 32.929 | 32.261 | |
| 4 | 2'10.895 | 32.134 | 34.892 | 31.829 | 32.040 | 323.3 |
| 5 | 2'18.084 | 38.481 | 36.002 | 31.809 | 31.792 | 324.3 |
| 6 | 2'09.777 | 31.739 | 34.851 | 31.188 | 31.999 | 326.2 |
| 7 | 2'15.180 | 33.224 | 35.660 | 32.098 | 34.198 | 288.0 |
| 8 | 2'15.505 | P 34.128 | 35.817 | 32.432 | 33.128 | 276.2 |

| Run # | 3 | Front Tyre | Wet-Medium | Rear Tyre | Wet-Medium | |
|-------|----------|------------|------------|-----------|------------|-------|
| | | New Tyre | | New Tyre | | |
| 9 | 7'31.690 | 32.501 | 36.847 | 33.173 | 32.821 | |
| 10 | 2'17.640 | P 32.715 | 35.762 | 32.566 | 36.597 | 326.2 |

| Run # | 4 | Front Tyre | Wet-Medium | Rear Tyre | Wet-Soft | |
|-------|----------|-----------------|------------|-----------------|----------|-------|
| | | 2 Laps at start | | 8 Laps at start | | |
| 11 | 4'54.230 | 31.284 | 35.493 | 31.665 | 32.026 | |
| 12 | 2'12.412 | * 31.989* | 35.683 | 31.926 | 32.814 | 328.2 |
| 13 | 2'14.433 | P 32.086 | 35.836 | 32.716 | 33.795 | 299.1 |

| 20th | 88 | Miguel OLIVEIRA | APRILIA | POR |
|------|----|-------------------|---------------|--------------------------|
| | | Trackhouse Racing | | |
| | | Runs=4 | Total laps=13 | Full laps=5 Valid laps=5 |

| Run # | 1 | Front Tyre | Wet-Soft | Rear Tyre | Wet-Soft | |
|-------|----------|------------|----------|-----------|----------|-------|
| | | New Tyre | | New Tyre | | |
| 1 | 4'16.694 | 35.677 | 38.662 | 34.776 | 33.962 | |
| 2 | 2'19.902 | 36.343 | 37.603 | 33.192 | 32.764 | 318.5 |
| 3 | 2'22.422 | P 33.051 | 35.724 | 34.744 | 38.903 | 316.7 |

Fastest Lap: Marc MARQUEZ Gresini Racing MotoG SPA 2'06.544 30.940 34.021 30.392 31.191

These data/results cannot be reproduced, stored and/or transmitted in whole or in part by any manner of electronic, mechanical, photocopying, recording, broadcasting or otherwise now known or herein after developed without the previous express consent by the copyright owner, except for reproduction in daily press and regular printed publications on sale to the public within 60 days of the event related to those data/results and always provided that copyright symbol appears together as follows below.
© DORNA, 2024

Free Practice Nr. 2

MotoGP

| Lap | Lap Time | T1 | T2 | T3 | T4 | Speed | Lap | Lap Time | T1 | T2 | T3 | T4 | Speed |
|---------|------------|-----------------|--------|-----------|-----------------|-------|---------|------------|-----------------|--------|-----------|-----------------|-------|
| Run # 2 | Front Tyre | Wet-Soft | | Rear Tyre | Wet-Soft | | 9 | 2'20.121 | 38.925 | 36.149 | 32.391 | 32.656 | 328.2 |
| | | 3 Laps at start | | | 3 Laps at start | | 10 | 2'12.397 | 32.222 | 35.333 | 32.121 | 32.721 | 326.2 |
| 4 | 5'19.813 | 33.180 | 36.189 | 32.210 | 32.390 | | 11 | 2'15.096 P | 32.264 | 36.950 | 32.792 | 33.090 | 326.2 |
| 5 | 2'10.117 | 31.832 | 34.874 | 31.596 | 31.815 | | Run # 3 | Front Tyre | Wet-Medium | | Rear Tyre | Wet-Soft | |
| 6 | 2'10.087 P | 31.537 | 34.816 | 31.390 | 32.344 | | | | 4 Laps at start | | | 7 Laps at start | |
| Run # 3 | Front Tyre | Wet-Medium | | Rear Tyre | Wet-Medium | | 12 | 5'44.280 | 32.755 | 36.536 | 32.657 | 32.252 | |
| | | New Tyre | | | New Tyre | | 13 | 2'15.960 | 32.149 | 37.105 | 34.073 | 32.633 | 328.2 |
| 7 | 9'07.282 | 34.266 | 37.017 | 32.797 | 32.559 | | 14 | 2'14.271 P | 32.065 | 35.801 | 32.069 | 34.336 | 322.3 |
| 8 | 2'10.750 | 32.047 | 35.275 | 31.554 | 31.874 | | | | | | | | |
| 9 | 2'09.813 | 31.692 | 34.894 | 31.565 | 31.662 | | | | | | | | |
| 10 | 2'12.768 P | 31.676 | 35.620 | 32.530 | 32.942 | | | | | | | | |
| Run # 4 | Front Tyre | Wet-Medium | | Rear Tyre | Wet-Medium | | | | | | | | |
| | | 4 Laps at start | | | 4 Laps at start | | | | | | | | |
| 11 | 5'37.180 | 32.706 | 35.856 | 31.877 | 32.082 | | | | | | | | |
| 12 | 2'10.087 | 31.603 | 35.090 | 31.558 | 31.836 | | | | | | | 331.2 | |
| 13 | 2'18.098 P | 34.126 | 37.032 | 33.185 | 33.755 | | | | | | | 330.2 | |

21st 30 **Takaaki NAKAGAMI** HONDA JPN
 IDEMITSU Honda LCR
 Runs=3 Total laps=14 Full laps=9 Valid laps=9

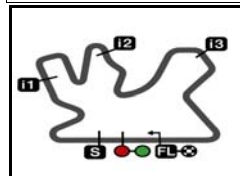
| Run # | Front Tyre | Wet-Medium | | Rear Tyre | Wet-Medium | |
|---------|------------|------------------|--------|-----------|------------------|-------|
| | | New Tyre | | | New Tyre | |
| 1 | 8'31.541 | 35.877 | 39.090 | 34.984 | 38.075 | |
| 2 | 2'19.385 | 34.099 | 36.743 | 33.272 | 35.271 | 297.5 |
| 3 | 2'15.482 | 33.284 | 36.468 | 32.583 | 33.147 | 322.3 |
| 4 | 2'19.849 | 33.587 | 41.066 | 32.562 | 32.634 | 328.2 |
| 5 | 2'11.622 | 32.247 | 35.502 | 31.726 | 32.147 | 322.3 |
| 6 | 2'12.276 P | 31.800 | 34.950 | 31.791 | 33.735 | 329.2 |
| Run # 2 | Front Tyre | Wet-Medium | | Rear Tyre | Wet-Medium | |
| | | 6 Laps at start | | | 6 Laps at start | |
| 7 | 9'23.070 | 35.853 | 36.485 | 32.121 | 32.256 | |
| 8 | 2'11.739 | 32.162 | 35.482 | 31.900 | 32.195 | 325.3 |
| 9 | 2'10.992 | 31.902 | 35.207 | 31.796 | 32.087 | 328.2 |
| 10 | 2'28.702 | 37.897 | 41.287 | 36.649 | 32.869 | 330.2 |
| 11 | 2'10.868 | 31.771 | 35.234 | 31.782 | 32.081 | 332.3 |
| 12 | 2'10.350 | 31.734 | 35.151 | 31.662 | 31.803 | 329.2 |
| 13 | 2'14.076 P | 32.068* | 35.669 | 32.397 | 33.942 | 328.2 |
| Run # 3 | Front Tyre | Wet-Medium | | Rear Tyre | Wet-Medium | |
| | | 13 Laps at start | | | 13 Laps at start | |
| 14 | 3'59.828 | 35.576 | 38.135 | 33.050 | 32.821 | |

22nd 42 **Alex RINS** YAMAHA SPA
 Monster Energy Yamaha MotoGP Team
 Runs=3 Total laps=14 Full laps=8 Valid laps=8

| Run # | Front Tyre | Wet-Soft | | Rear Tyre | Wet-Soft | |
|---------|------------|------------|--------|-----------|------------|-------|
| | | New Tyre | | | New Tyre | |
| 1 | 2'55.352 | 34.507 | 37.888 | 34.483 | 33.723 | |
| 2 | 2'15.773 | 33.169 | 36.133 | 33.109 | 33.362 | 318.5 |
| 3 | 2'11.917 | 32.725 | 35.340 | 31.596 | 32.256 | 321.4 |
| 4 | 2'18.118 | 33.685 | 38.947 | 33.086 | 32.400 | 326.2 |
| 5 | 2'10.535 | 32.086 | 34.996 | 31.386 | 32.067 | 324.3 |
| 6 | 2'15.290 | 35.576 | 35.605 | 31.715 | 32.394 | 326.2 |
| 7 | 2'12.819 P | 32.035 | 35.065 | 31.464 | 34.255 | 327.2 |
| Run # 2 | Front Tyre | Wet-Medium | | Rear Tyre | Wet-Medium | |
| | | New Tyre | | | New Tyre | |
| 8 | 12'00.905 | 32.866 | 35.908 | 32.829 | 34.558 | |

Fastest Lap: Marc MARQUEZ Gresini Racing MotoGP SPA 2'06.544 30.940 34.021 30.392 31.191

These data/results cannot be reproduced, stored and/or transmitted in whole or in part by any manner of electronic, mechanical, photocopying, recording, broadcasting or otherwise now known or herein after developed without the previous express consent by the copyright owner, except for reproduction in daily press and regular printed publications on sale to the public within 60 days of the event related to those data/results and always provided that copyright symbol appears together as follows below.
 © DORNA, 2024




5380 m.

QATAR AIRWAYS GRAND PRIX OF QATAR

Free Practice Nr. 2

Combined Practice Times

7

|  | Rider | Nation | Team | MOTORCYCLE | FP1 | FP2 | Gap | | |
|---|--------------------------|--------|-----------------------------------|------------|-----------------|-----|----------|----|-------------|
| 1 | 89 J.MARTIN | SPA | Prima Pramac Racing | DUCATI | 1'52.624 | 15 | 2'09.495 | 9 | |
| 2 | 41 A.ESPARGARO | SPA | Aprilia Racing | APRILIA | 1'52.671 | 14 | 2'09.777 | 6 | 0.047 0.047 |
| 3 | 31 P.ACOSTA | SPA | Red Bull GASGAS Tech3 | KTM | 1'52.695 | 13 | 2'06.938 | 7 | 0.071 0.024 |
| 4 | 93 M.MARQUEZ | SPA | Gresini Racing MotoGP | DUCATI | 1'52.801 | 14 | 2'06.544 | 7 | 0.177 0.106 |
| 5 | 33 B.BINDER | RSA | Red Bull KTM Factory Racing | KTM | 1'52.889 | 13 | 2'07.345 | 6 | 0.265 0.088 |
| 6 | 5 J.ZARCO | FRA | CASTROL Honda LCR | HONDA | 1'52.927 | 14 | 2'08.321 | 8 | 0.303 0.038 |
| 7 | 23 E.BASTIANINI | ITA | Ducati Lenovo Team | DUCATI | 1'52.950 | 16 | 2'07.436 | 9 | 0.326 0.023 |
| 8 | 49 F.DI GIANNANTO | ITA | Pertamina Enduro VR46 MotoGP Team | DUCATI | 1'52.987 | 15 | 2'07.997 | 4 | 0.363 0.037 |
| 9 | 43 J.MILLER | AUS | Red Bull KTM Factory Racing | KTM | 1'53.031 | 15 | 2'07.263 | 5 | 0.407 0.044 |
| 10 | 1 F.BAGNAIA | ITA | Ducati Lenovo Team | DUCATI | 1'53.221 | 15 | 2'08.494 | 8 | 0.597 0.190 |
| 11 | 73 A.MARQUEZ | SPA | Gresini Racing MotoGP | DUCATI | 1'53.250 | 11 | 2'08.103 | 7 | 0.626 0.029 |
| 12 | 88 M.OLIVEIRA | POR | Trackhouse Racing | APRILIA | 1'53.338 | 15 | 2'09.813 | 9 | 0.714 0.088 |
| 13 | 12 M.VIÑALES | SPA | Aprilia Racing | APRILIA | 1'53.351 | 10 | 2'08.839 | 5 | 0.727 0.013 |
| 14 | 25 R.FERNANDEZ | SPA | Trackhouse Racing | APRILIA | 1'53.380 | 14 | 2'07.384 | 7 | 0.756 0.029 |
| 15 | 42 A.RINS | SPA | Monster Energy Yamaha MotoGP Team | YAMAHA | 1'53.407 | 14 | 2'10.535 | 5 | 0.783 0.027 |
| 16 | 36 J.MIR | SPA | Repsol Honda Team | HONDA | 1'53.435 | 14 | 2'08.327 | 8 | 0.811 0.028 |
| 17 | 10 L.MARINI | ITA | Repsol Honda Team | HONDA | 1'53.608 | 10 | 2'09.184 | 12 | 0.984 0.173 |
| 18 | 72 M.BEZZECCHI | ITA | Pertamina Enduro VR46 MotoGP Team | DUCATI | 1'53.626 | 17 | 2'08.648 | 12 | 1.002 0.018 |
| 19 | 20 F.QUARTARARO | FRA | Monster Energy Yamaha MotoGP Team | YAMAHA | 1'53.837 | 13 | 2'08.702 | 8 | 1.213 0.211 |
| 20 | 37 A.FERNANDEZ | SPA | Red Bull GASGAS Tech3 | KTM | 1'53.847 | 17 | 2'06.834 | 7 | 1.223 0.010 |
| 21 | 30 T.NAKAGAMI | JPN | IDEMITSU Honda LCR | HONDA | 1'53.863 | 15 | 2'10.350 | 12 | 1.239 0.016 |
| 22 | 21 F.MORBIDELLI | ITA | Prima Pramac Racing | DUCATI | 1'54.749 | 17 | 2'09.399 | 12 | 2.125 0.886 |

| | | | | |
|------------------------------|------|------------------------|-----------------|------------|
| Pole Position Record: | 2023 | Luca MARINI | 1'51.762 | 173.2 Km/h |
| Best Race Lap: | 2023 | Enea BASTIANINI | 1'52.978 | 171.4 Km/h |
| All Time Lap Record: | 2023 | Luca MARINI | 1'51.762 | 173.2 Km/h |

The results are provisional until the end of the limit for protest and appeals.

Time limit for protest expires 60' after publication of the results - Time:

These data/results cannot be reproduced, stored and/or transmitted in whole or in part by any manner of electronic, mechanical, photocopying, recording, broadcasting or otherwise now known or herein after developed without the previous express consent by the copyright owner, except for reproduction in daily press and regular printed publications on sale to the public within 60 days of the event related to those data/results and always provided that copyright symbol appears together as follows below.

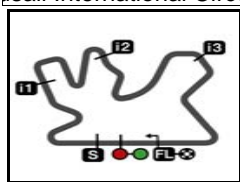
© DORNA, 2024

Official MotoGP Timing by TISSOT

www.motogp.com

Doha, Friday, March 08, 2024





5380 m.

QATAR AIRWAYS GRAND PRIX OF QATAR

Free Practice Nr. 2

Best Partial Times

MotoGP™

IT Ideal Lap Time, sum of the best partial times

BT Best Lap Time

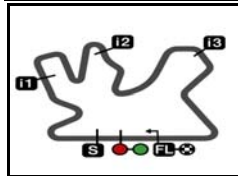
| T1 | | T2 | | T3 | | T4 | | | | IT | | BT | |
|-----|-----------------------|---------------|---------------------|---------------|---------------------|---------------|-----------------------|---------------|-----|-----------------------|----------|----------|------|
| Pos | Rider | Time | Rider | Time | Rider | Time | Rider | Time | Pos | Rider | IT | BT | |
| | 1J.MILLER | 30.823 | A.FERNANDEZ | 33.949 | M.MARQUEZ | 30.392 | P.ACOSTA | 31.007 | 1 | M.MARQUEZ | 2'06.525 | 2'06.544 | (1) |
| | 2M.MARQUEZ | 30.940 | M.MARQUEZ | 34.021 | A.FERNANDEZ | 30.459 | E.BASTIANINI | 31.076 | 2 | A.FERNANDEZ | 2'06.807 | 2'06.834 | (2) |
| | 3F.DI GIANNANTO | 30.967 | B.BINDER | 34.045 | R.FERNANDEZ | 30.510 | B.BINDER | 31.080 | 3 | P.ACOSTA | 2'06.843 | 2'06.938 | (3) |
| | 4P.ACOSTA | 30.973 | R.FERNANDEZ | 34.157 | P.ACOSTA | 30.698 | A.FERNANDEZ | 31.162 | 4 | B.BINDER | 2'07.019 | 2'07.345 | (5) |
| | 5E.BASTIANINI | 31.065 | P.ACOSTA | 34.165 | J.MILLER | 30.781 | M.MARQUEZ | 31.172 | 5 | J.MILLER | 2'07.100 | 2'07.263 | (4) |
| | 6M.BEZZECCHI | 31.069 | J.MILLER | 34.220 | E.BASTIANINI | 30.789 | J.MILLER | 31.276 | 6 | R.FERNANDEZ | 2'07.231 | 2'07.384 | (6) |
| | 7B.BINDER | 31.096 | F.BAGNAIA | 34.350 | B.BINDER | 30.798 | J.MIR | 31.343 | 7 | E.BASTIANINI | 2'07.330 | 2'07.436 | (7) |
| | 8A.MARQUEZ | 31.200 | J.MIR | 34.391 | A.MARQUEZ | 30.895 | F.DI GIANNANTO | 31.350 | 8 | F.DI GIANNANTO | 2'07.759 | 2'07.997 | (8) |
| | 9R.FERNANDEZ | 31.205 | A.MARQUEZ | 34.395 | F.DI GIANNANTO | 31.014 | A.MARQUEZ | 31.353 | 9 | A.MARQUEZ | 2'07.843 | 2'08.103 | (9) |
| | 10F.QUARTARARO | 31.224 | E.BASTIANINI | 34.400 | J.ZARCO | 31.030 | M.BEZZECCHI | 31.357 | 10 | M.BEZZECCHI | 2'08.113 | 2'08.648 | (13) |
| | 11J.ZARCO | 31.226 | F.DI GIANNANTO | 34.428 | J.MIR | 31.038 | R.FERNANDEZ | 31.359 | 11 | J.MIR | 2'08.229 | 2'08.327 | (11) |
| | 12A.FERNANDEZ | 31.237 | M.BEZZECCHI | 34.439 | M.VIÑALES | 31.098 | F.BAGNAIA | 31.376 | 12 | J.ZARCO | 2'08.240 | 2'08.321 | (10) |
| | 13F.BAGNAIA | 31.376 | J.ZARCO | 34.536 | L.MARINI | 31.127 | J.ZARCO | 31.448 | 13 | F.BAGNAIA | 2'08.290 | 2'08.494 | (12) |
| | 14J.MARTIN | 31.401 | F.QUARTARARO | 34.547 | F.BAGNAIA | 31.188 | F.MORBIDELLI | 31.502 | 14 | F.QUARTARARO | 2'08.675 | 2'08.702 | (14) |
| | 15J.MIR | 31.457 | M.VIÑALES | 34.593 | A.ESPARGARO | 31.188 | L.MARINI | 31.529 | 15 | L.MARINI | 2'08.826 | 2'09.184 | (16) |
| | 16F.MORBIDELLI | 31.490 | L.MARINI | 34.647 | J.MARTIN | 31.199 | M.VIÑALES | 31.604 | 16 | M.VIÑALES | 2'08.839 | 2'08.839 | (15) |
| | 17L.MARINI | 31.523 | F.MORBIDELLI | 34.694 | M.BEZZECCHI | 31.248 | F.QUARTARARO | 31.641 | 17 | F.MORBIDELLI | 2'08.938 | 2'09.399 | (17) |
| | 18M.OLIVEIRA | 31.537 | J.MARTIN | 34.702 | F.MORBIDELLI | 31.252 | M.OLIVEIRA | 31.662 | 18 | J.MARTIN | 2'09.116 | 2'09.495 | (18) |
| | 19M.VIÑALES | 31.544 | M.OLIVEIRA | 34.816 | F.QUARTARARO | 31.263 | A.ESPARGARO | 31.792 | 19 | M.OLIVEIRA | 2'09.405 | 2'09.813 | (20) |
| | 20T.NAKAGAMI | 31.734 | A.ESPARGARO | 34.851 | A.RINS | 31.386 | T.NAKAGAMI | 31.803 | 20 | A.ESPARGARO | 2'09.570 | 2'09.777 | (19) |
| | 21A.ESPARGARO | 31.739 | T.NAKAGAMI | 34.950 | M.OLIVEIRA | 31.390 | J.MARTIN | 31.814 | 21 | T.NAKAGAMI | 2'10.149 | 2'10.350 | (21) |
| | 22A.RINS | 32.035 | A.RINS | 34.996 | T.NAKAGAMI | 31.662 | A.RINS | 32.067 | 22 | A.RINS | 2'10.484 | 2'10.535 | (22) |

These data/results cannot be reproduced, stored and/or transmitted in whole or in part by any manner of electronic, mechanical, photocopying, recording, broadcasting or otherwise now known or herein after developed without the previous express consent by the copyright owner, except for reproduction in daily press and regular printed publications on sale to the public within 60 days of the event related to those data/results and always provided that copyright symbol appears together as follows below.

© DORNA, 2024

Official MotoGP Timing by  TISSOT
www.motogp.com





5380 m.

QATAR AIRWAYS GRAND PRIX OF QATAR

Free Practice Nr. 2

Fastest Laps Sequence

| <i>Practice Time</i> |  <i>Rider</i> | <i>Nation</i> | <i>Motorcycle</i> | <i>Time</i> | <i>Km/h</i> | <i>Rider's Lap</i> |
|----------------------|--|---------------|-------------------|-------------|-------------|--------------------|
| 5'06.381 | 72 Marco BEZZECCHI | ITA | DUCATI | 2'14.911 | 143.5 | 2 |
| 5'11.283 | 89 Jorge MARTIN | SPA | DUCATI | 2'12.710 | 145.9 | 2 |
| 6'44.323 | 37 Augusto FERNANDEZ | SPA | KTM | 2'11.853 | 146.8 | 2 |
| 7'18.058 | 72 Marco BEZZECCHI | ITA | DUCATI | 2'11.677 | 147.0 | 3 |
| 7'53.170 | 20 Fabio QUARTARARO | FRA | YAMAHA | 2'11.617 | 147.1 | 3 |
| 7'56.212 | 36 Joan MIR | SPA | HONDA | 2'11.326 | 147.4 | 3 |
| 8'50.830 | 31 Pedro ACOSTA | SPA | KTM | 2'09.858 | 149.1 | 3 |
| 8'50.894 | 25 Raul FERNANDEZ | SPA | APRILIA | 2'09.187 | 149.9 | 3 |
| 8'53.297 | 37 Augusto FERNANDEZ | SPA | KTM | 2'08.974 | 150.1 | 3 |
| 11'01.337 | 37 Augusto FERNANDEZ | SPA | KTM | 2'08.040 | 151.2 | 4 |
| 13'09.148 | 37 Augusto FERNANDEZ | SPA | KTM | 2'07.811 | 151.5 | 5 |
| 13'12.751 | 31 Pedro ACOSTA | SPA | KTM | 2'07.441 | 151.9 | 5 |
| 16'17.109 | 43 Jack MILLER | AUS | KTM | 2'07.263 | 152.1 | 5 |
| 17'27.206 | 31 Pedro ACOSTA | SPA | KTM | 2'06.938 | 152.5 | 7 |
| 17'28.814 | 37 Augusto FERNANDEZ | SPA | KTM | 2'06.834 | 152.7 | 7 |
| 24'13.924 | 93 Marc MARQUEZ | SPA | DUCATI | 2'06.544 | 153.0 | 7 |

These data/results cannot be reproduced, stored and/or transmitted in whole or in part by any manner of electronic, mechanical, photocopying, recording, broadcasting or otherwise now known or herein after developed without the previous express consent by the copyright owner, except for reproduction in daily press and regular printed publications on sale to the public within 60 days of the event related to those data/results and always provided that copyright symbol appears together as follows below.

© DORNA, 2024