


CLASSIFICATION AFTER 27 LAPS = 108.135 KM

MOTUL GRAND PRIX OF THE VALENCIAN COMMUNITY RACE



Circuit Ricardo Tormo 4005 m.

Pos	Pts	#	Rider	Nation	Team	Motorcycle	Total Time	Km/h	Gap
1	25	72	Marco BEZZECCHI	ITA	Aprilia Racing	APRILIA	40'52.458	158.7	
2	20	25	Raul FERNANDEZ	SPA	Trackhouse MotoGP Team	APRILIA	40'53.144	158.6	0.686
3	16	49	Fabio DI GIANNANTONIO	ITA	Pertamina Enduro VR46 Racing Team	DUCATI	40'56.223	158.4	3.765
4	13	37	Pedro ACOSTA	SPA	Red Bull KTM Factory Racing	KTM	40'57.207	158.4	4.749
5	11	54	Fermin ALDEGUER	SPA	BK8 Gresini Racing MotoGP	DUCATI	41'00.506	158.2	8.048
6	10	73	Alex MARQUEZ	SPA	BK8 Gresini Racing MotoGP	DUCATI	41'00.624	158.2	8.166
7	9	10	Luca MARINI	ITA	Honda HRC Castrol	HONDA	41'05.102	157.9	12.644
8	8	33	Brad BINDER	RSA	Red Bull KTM Factory Racing	KTM	41'07.040	157.7	14.582
9	7	43	Jack MILLER	AUS	Prima Pramac Yamaha MotoGP	YAMAHA	41'07.955	157.7	15.497
10	6	23	Enea BASTIANINI	ITA	Red Bull KTM Tech3	KTM	41'09.918	157.6	17.460
11	5	88	Miguel OLIVEIRA	POR	Prima Pramac Yamaha MotoGP	YAMAHA	41'11.762	157.4	19.304
12	4	5	Johann ZARCO	FRA	CASTROL Honda LCR	HONDA	41'13.744	157.3	21.286
13	3	36	Joan MIR	SPA	Honda HRC Castrol	HONDA	41'14.537	157.3	22.079
14	2	42	Alex RINS	SPA	Monster Energy Yamaha MotoGP Team	YAMAHA	41'15.713	157.2	23.255
15	1	11	Nicolo BULEGA	ITA	Ducati Lenovo Team	DUCATI	41'18.602	157.0	26.144
16		7	Augusto FERNANDEZ	SPA	Yamaha Factory Racing Team	YAMAHA	41'29.312	156.3	36.854
17		35	Somkiat CHANTRA	THA	IDEMITSU Honda LCR	HONDA	41'31.594	156.2	39.136
Not classified									
		41	Aleix ESPARGARO	SPA	Honda HRC Test Team	HONDA	38'42.576	155.1	2 laps
		20	Fabio QUARTARARO	FRA	Monster Energy Yamaha MotoGP Team	YAMAHA	35'02.648	157.7	4 laps
		12	Maverick VIÑALES	SPA	Red Bull KTM Tech3	KTM	35'29.081	155.7	4 laps
		1	Jorge MARTIN	SPA	Aprilia Racing	APRILIA	23'21.562	154.3	12 laps
		79	Ai OGURA	JPN	Trackhouse MotoGP Team	APRILIA	9'12.467	156.5	21 laps
		21	Franco MORBIDELLI	ITA	Pertamina Enduro VR46 Racing Team	DUCATI	2'32.932	94.2	26 laps
Not finished first lap									
		63	Francesco BAGNAIA	ITA	Ducati Lenovo Team	DUCATI			

The results are provisional until the end of the limit for protest and appeals.

Time limit for protest expires 60' after publication of the results - **Ignacio MULET** Time: **14:55**

These data/results cannot be reproduced, stored and/or transmitted in whole or in part by any manner of electronic, mechanical, photocopying, recording, broadcasting or otherwise now known or herein after developed without the previous express consent by the copyright owner, except for reproduction in daily press and regular printed publications on sale to the public within 60 days of the event related to those data/results and always provided that copyright symbol appears together as follows below.

© DORNA, 2025


Official MotoGP Timing by

www.motogp.com

Cheste, Sunday, November 16, 2025

CLASSIFICATION AFTER 27 LAPS = 108.135 KM

MOTUL GRAND PRIX OF THE VALENCIAN COMMUNITY RACE



Circuit Ricardo Tormo 4005 m.

Pos Pts # Rider Nation Team Motorcycle Total Time Km/h Gap

Race condition: Dry	Pole Position:		Marco BEZZECCHI	1'28.809	162.3 Km/h
Air: 18°	Fastest Lap (New record):	Lap 4	Raul FERNANDEZ	1'29.976	160.2 Km/h
Humidity: 54%	Best Race Lap:	2023	Brad BINDER	1'30.145	159.9 Km/h
Ground: 19°	All-Time Lap Record:	2025	Marco BEZZECCHI	1'28.809	162.3 Km/h

13:35'00	SIGHTING LAP START
13:37'55	All bikes on grid
13:59'56	WARM UP LAP START
14:01'55 Franco MORBIDELLI	crashed out on warm up lap
14:02'28	RACE START
14:02'54 Franco MORBIDELLI	starting from pit lane
14:03'05 Francesco BAGNAIA	crashed out - Rider OK
14:04'00 Joan MIR	long lap penalty
14:04'00 Jorge MARTIN	double long lap penalty
14:04'18	No jump starts
14:04'59 Johann ZARCO	long lap penalty - causing a crash
14:05'00 Franco MORBIDELLI	entered pits and retired
14:05'52 Jorge MARTIN	double long lap penalty - 1/2 COMPLETE
14:07'02 Jorge MARTIN	double long lap penalty - 2/2 COMPLETE
14:08'31 Joan MIR	long lap penalty - COMPLETE
14:08'46 Johann ZARCO	long lap penalty - COMPLETE
14:11'57 Ai OGURA	crashed out - Rider OK
14:25'49 Jorge MARTIN	entered pits and retired
14:37'57 Maverick VIÑALES	entered pits and retired
14:38'26 Fabio QUARTARARO	crashed out - Rider OK
14:41'10 Aleix ESPARGARO	entered pits and retired

The results are provisional until the end of the limit for protest and appeals.

Time limit for protest expires 60' after publication of the results - **Ignacio MULET** Time: **14:55**


These data/results cannot be reproduced, stored and/or transmitted in whole or in part by any manner of electronic, mechanical, photocopying, recording, broadcasting or otherwise now known or herein after developed without the previous express consent by the copyright owner, except for reproduction in daily press and regular printed publications on sale to the public within 60 days of the event related to those data/results and always provided that copyright symbol appears together as follows below.

© DORNA, 2025

Official MotoGP Timing by

www.motogp.com

Cheste, Sunday, November 16, 2025



Circuit Ricardo Tormo 4005 m.

WORLD CHAMPIONSHIP CLASSIFICATION

MOTUL GRAND PRIX OF THE VALENCIAN COMMUNITY


Rider	Points	Leader	Prev	THA	ARG	AME	QAT	SPA	FRA	GBR	ARA	ITA	NED	GER	CZE	AUT	HUN	CAT	RSM	JPN	INA	AUS	MAL	POR	VAL
1 MARQUEZ Marc [SPA]	545			37 12 25	37 12 25	12 12 -	37 12 25	16 12 4	32 12 20	25 9 16	37 12 25	37 12 25	37 12 25	37 12 25	37 12 25	37 12 25	37 12 25	32 12 20	25 - 25	29 9 20	4 4 -	- - -	- - -	- - -	- - -
2 MARQUEZ Alex [SPA]	467	78	78	29 9 20	29 9 20	29 9 20	19 9 10	34 9 25	9 9 -	23 12 11	29 9 20	29 9 20	9 9 -	22 2 20	0 0 -	15 9 6	4 2 2	25 - 25	25 9 16	10 0 10	22 6 16	17 4 13	34 9 25	32 12 20	22 12 10
3 BEZZECCHI Marco [ITA]	353	192	114	10 0 10	4 4 -	10 0 10	8 1 7	4 2 2	2 0 2	31 6 25	10 2 8	15 4 11	27 7 20	9 9 -	26 6 20	22 6 16	19 3 16	- - -	32 12 20	13 - 13	12 12 -	28 12 16	9 4 5	32 7 25	30 5 25
4 ACOSTA Pedro [SPA]	307	238	46	4 4 0	9 1 8	3 3 -	8 0 8	9 0 9	13 0 13	12 2 10	18 5 13	8 - 8	14 1 13	1 1 -	25 9 16	20 7 13	20 0 20	19 6 13	5 5 -	7 7 0	20 - 20	18 7 11	27 7 20	25 9 16	22 9 13
5 BAGNAIA Francesco [ITA]	288	257	19	23 7 16	20 7 13	32 7 25	22 2 20	23 7 16	0 - 0	4 4 -	16 0 16	20 7 13	21 5 16	16 0 16	16 3 13	8 - 8	7 0 7	9 0 9	0 0 -	37 12 25	0 0 -	0 0 -	12 12 -	2 2 -	0 0
6 DI GIANNANTONIO Fabio [ITA]	262	283	26	6 - 6	16 5 11	22 6 16	4 4 0	15 4 11	11 3 8	14 7 7	11 4 7	21 5 16	16 6 10	6 6 -	0 - 0	2 2 -	10 9 1	7 7 -	18 7 11	3 0 3	9 2 7	25 5 20	10 0 10	13 5 8	23 7 16
7 MORBIDELLI Franco [ITA]	231	314	31	18 5 13	19 3 16	18 5 13	23 7 16	6 6 -	1 0 1	13 0 13	17 6 11	13 3 10	11 2 9	- - -	- - -	5 0 5	17 7 10	- - -	19 6 13	16 5 11	11 3 8	1 0 1	19 6 13	0 0 -	4 4
8 ALDEGUER Fermin [SPA]	214	331	17	3 0 3	0 0 0	0 0 -	17 6 11	5 5 -	23 7 16	8 0 8	17 7 10	5 1 4	3 3 -	11 0 11	5 0 5	24 4 20	5 5 0	1 - 1	14 4 10	6 0 6	34 9 25	2 - 2	3 3 -	17 4 13	11 0 11
9 QUARTARARO Fabio [FRA]	201	344	13	4 3 1	2 0 2	10 4 6	14 5 9	20 - 20	6 6 -	3 3 -	0 0 -	2 0 2	6 - 6	20 7 13	15 5 10	1 0 1	6 - 6	20 9 11	8 - 8	12 4 8	9 - 9	8 3 5	16 5 11	16 6 10	3 3
10 FERNANDEZ Raul [SPA]	172	373	29	0 0 -	1 0 1	4 0 4	0 0 0	1 0 1	9 0 9	4 0 4	6 0 6	11 2 9	8 - 8	7 0 7	15 4 11	7 - 7	0 0 -	5 0 5	6 1 5	11 2 9	17 7 10	34 9 25	0 0 -	- - -	26 6 20
11 BINDER Brad [RSA]	155	390	17	10 2 8	9 - 9	0 0 -	3 0 3	10 0 10	- - -	2 - 2	1 1 -	7 - 7	5 0 5	13 4 9	8 0 8	14 5 9	9 0 9	4 4 -	6 - 6	4 0 4	13 0 13	8 - 8	7 0 7	12 1 11	10 2 8

These data/results cannot be reproduced, stored and/or transmitted in whole or in part by any manner of electronic, mechanical, photocopying, recording, broadcasting or otherwise now known or herein after developed without the previous express consent by the copyright owner, except for reproduction in daily press and regular printed publications on sale to the public within 60 days of the event related to those data/results and always provided that copyright symbol appears together as follows below.

© DORNA, 2025

WORLD CHAMPIONSHIP CLASSIFICATION

MOTUL GRAND PRIX OF THE VALENCIAN COMMUNITY



Circuit Ricardo Tormo 4005 m.


Rider	Points	Leader	Prev	THA	ARG	AME	QAT	SPA	FRA	GBR	ARA	ITA	NED	GER	CZE	AUT	HUN	CAT	RSM	JPN	INA	AUS	MAL	POR	VAL
12 ZARCO Johann [FRA]	148	397	7	9 0 9	16 6 10	0 0 0	13 - 13	5 - 5	29 4 25	25 5 20	0 0 -	- - -	4 0 4	3 3 -	5 2 3	5 1 4	- - -	3 3 -	0 0 0	7 - 7	4 - 4	0 0 -	6 2 4	10 3 7	4 0 4
13 MARINI Luca [ITA]	142	403	6	4 0 4	6 0 6	10 2 8	6 0 6	6 0 6	5 0 5	1 0 1	- - -	- - -	- - -	10 0 10	4 0 4	3 0 3	17 6 11	10 2 8	12 3 9	3 3 -	11 0 11	12 2 10	8 - 8	5 0 5	9 - 9
14 BASTIANINI Enea [ITA]	112	433	30	7 0 7	0 0 0	9 0 9	5 0 5	7 0 7	3 0 3	0 0 0	4 0 4	0 0 -	7 0 7	- - -	7 7 -	14 3 11	- - -	21 5 16	0 0 -	5 - 5	- - -	7 0 7	10 1 9	0 0 0	6 0 6
15 MIR Joan [SPA]	96	449	16	1 1 -	9 2 7	- - -	- - -	1 1 -	1 1 -	6 0 6	9 - 9	5 0 5	- - -	0 0 -	0 0 -	10 0 10	4 4 -	4 0 4	- - -	22 6 16	5 5 -	0 0 -	16 - 16	- - -	3 - 3
16 OGURA Ai [JPN]	89	456	7	17 6 11	0 0 -	8 1 7	4 3 1	8 0 8	6 0 6	- - -	- - -	6 0 6	0 0 -	0 0 -	2 0 2	2 0 2	5 0 5	11 1 10	0 0 -	1 1 -	- - -	3 0 3	6 0 6	9 0 9	1 1
17 MILLER Jack [AUS]	79	466	10	5 - 5	3 0 3	11 0 11	0 0 -	- - -	0 0 -	10 1 9	2 0 2	0 0 -	2 0 2	13 5 8	6 0 6	0 0 0	0 0 -	2 0 2	4 0 4	- - -	2 0 2	6 6 -	2 0 2	4 0 4	7 0 7
18 VIÑALES Maverick [SPA]	72	473	7	0 0 0	4 0 4	2 - 2	2 0 2	16 3 13	16 5 11	5 0 5	3 3 0	6 6 -	15 4 11	- - -	- - -	- - -	- - -	3 0 3	0 0 -	0 0 0	- - -	- - -	- - -	- - -	0 0
19 RINS Alex [SPA]	68	477	4	0 0 0	5 0 5	5 0 5	4 0 4	3 0 3	6 2 4	3 0 3	5 0 5	1 0 1	3 0 3	6 0 6	1 0 1	0 0 0	3 0 3	0 0 -	0 0 -	0 0 0	6 0 6	9 0 9	3 0 3	3 0 3	2 0 2
20 OLIVEIRA Miguel [POR]	43	502	25	2 0 2	- - -	- - -	- - -	- - -	0 0 -	0 0 0	1 0 1	3 0 3	0 0 -	0 0 -	0 0 0	0 0 0	4 0 4	7 0 7	7 0 7	2 0 2	6 1 5	4 0 4	0 - 0	2 0 2	5 0 5
21 MARTIN Jorge [SPA]	34	511	9	- - -	- - -	- - -	0 0 -	- - -	- - -	- - -	- - -	- - -	- - -	- - -	9 0 9	0 0 -	14 1 13	6 - 6	5 2 3	- - -	- - -	- - -	- - -	- - -	0 0
22 ESPARGARO Pol [SPA]	29	516	5	- - -	- - -	- - -	- - -	- - -	- - -	- - -	- - -	- - -	- - -	- - -	8 1 7	- - -	8 0 8	- - -	- - -	- - -	- - -	7 1 6	0 0 -	6 0 6	- -

These data/results cannot be reproduced, stored and/or transmitted in whole or in part by any manner of electronic, mechanical, photocopying, recording, broadcasting or otherwise now known or herein after developed without the previous express consent by the copyright owner, except for reproduction in daily press and regular printed publications on sale to the public within 60 days of the event related to those data/results and always provided that copyright symbol appears together as follows below.

© DORNA, 2025

WORLD CHAMPIONSHIP CLASSIFICATION

MOTUL GRAND PRIX OF THE VALENCIAN COMMUNITY



Circuit Ricardo Tormo 4005 m.


Rider	Points	Leader	Prev	THA	ARG	AME	QAT	SPA	FRA	GBR	ARA	ITA	NED	GER	CZE	AUT	HUN	CAT	RSM	JPN	INA	AUS	MAL	POR	VAL
23 NAKAGAMI Takaaki [JPN]	10	535	19	-	-	-	-	-	10	-	-	0	-	-	-	-	-	-	-	0	-	-	-	-	-
				-	-	-	-	-	0 10	-	-	0 0	-	-	-	-	-	-	-	0 -	-	-	-	-	-
24 SAVADORI Lorenzo [ITA]	8	537	2	0	-	1	-	0	7	0	0	0	0	0	-	-	-	-	-	-	-	0	0	0	-
				0 0	-	0 1	-	0 0	0 7	0 0	0 0	0 0	0 -	0 -	-	-	-	-	-	-	-	0 0	0 0	0 0	-
25 FERNANDEZ Augusto [SPA]	8	537	0	-	-	3	0	0	-	-	3	-	-	-	0	-	-	-	2	-	-	-	0	-	0
				-	-	0 3	0 -	0 0	-	-	- 3	-	-	-	0 -	-	-	-	0 2	-	-	-	0 0	-	0 0
26 CHANTRA Somkiat [THA]	7	538	1	0	0	0	0	0	-	0	0	0	1	-	-	-	-	0	1	1	3	0	1	0	0
				0 0	0 0	0 0	0 0	0 -	-	0 0	0 0	0 0	0 1	-	-	-	-	0 0	0 1	0 1	- 3	0 0	0 1	- 0	0 0
27 BULEGA Nicolo [ITA]	2	543	5	-	-	-	-	-	-	-	-	-	-	-	-	-	-	-	-	-	-	-	-	1	1
				-	-	-	-	-	-	-	-	-	-	-	-	-	-	-	-	-	-	-	-	- 1	0 1
28 ESPARGARO Aleix [SPA]	0	545	2	-	-	-	-	0	-	0	-	-	0	-	-	-	-	0	-	-	-	-	-	-	0
				-	-	-	-	0 0	-	0 -	-	-	0 0	-	-	-	-	0 0	-	-	-	-	-	-	0
29 PIRRO Michele [ITA]	0	545	0	-	-	-	-	-	-	-	-	-	-	-	-	-	-	-	-	-	-	0	0	-	-
				-	-	-	-	-	-	-	-	-	-	-	-	-	-	-	-	-	-	0 0	0 0	-	-

These data/results cannot be reproduced, stored and/or transmitted in whole or in part by any manner of electronic, mechanical, photocopying, recording, broadcasting or otherwise now known or herein after developed without the previous express consent by the copyright owner, except for reproduction in daily press and regular printed publications on sale to the public within 60 days of the event related to those data/results and always provided that copyright symbol appears together as follows below.

© DORNA, 2025

WORLD CHAMPIONSHIP CLASSIFICATION

MOTUL GRAND PRIX OF THE VALENCIAN COMMUNITY



Circuit Ricardo Tormo 4005 m.

Constructor	Points	Leader	Previous	THA	ARG	AME	QAT	SPA	FRA	GBR	ARA	ITA	NED	GER	CZE	AUT	HUN	CAT	RSM	JPN	INA	AUS	MAL	POR	VAL
1 DUCATI	768			37	37	37	37	37	32	28	37	37	37	37	37	37	37	37	34	37	34	25	37	32	28
2 APRILIA	418	350	350	17	5	11	10	10	9	31	10	15	27	16	26	22	19	11	32	15	22	37	10	32	31
3 KTM	372	396	46	12	10	12	8	16	18	12	18	14	17	13	25	20	20	22	11	12	20	18	27	25	22
4 HONDA	285	483	87	10	16	10	13	7	29	25	9	5	4	13	6	11	17	11	12	22	16	12	18	10	9
5 YAMAHA	247	521	38	8	5	15	14	20	10	12	5	3	6	20	15	1	6	20	8	12	10	15	16	16	10

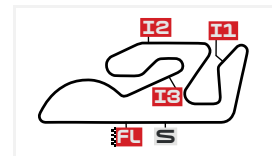
Team	Points	Leader	Previous	THA	ARG	AME	QAT	SPA	FRA	GBR	ARA	ITA	NED	GER	CZE	AUT	HUN	CAT	RSM	JPN	INA	AUS	MAL	POR	VAL
1 Ducati Lenovo Team	835			60	57	44	59	39	32	29	53	57	58	53	53	45	44	41	25	66	4	-	12	3	1
2 BK8 Gresini Racing MotoGP	681	154	154	32	29	29	36	39	32	31	46	34	12	33	5	39	9	26	39	16	56	19	37	49	33
3 Pertamina Enduro VR46 Racing Team	493	342	188	24	35	40	27	21	12	27	28	34	27	6	-	7	27	7	37	19	20	26	29	13	27
4 Red Bull KTM Factory Racing	462	373	31	14	18	3	11	19	13	14	19	15	19	14	33	34	29	23	11	11	33	26	34	37	32
5 Aprilia Racing	395	440	67	10	4	11	8	4	9	31	10	15	27	9	35	22	33	6	37	13	12	28	9	32	30
6 Monster Energy Yamaha MotoGP Team	269	566	126	4	7	15	18	23	12	6	5	3	9	26	16	1	9	20	8	12	15	17	19	19	5
7 Trackhouse MotoGP Team	261	574	8	17	1	12	4	9	15	4	6	17	8	7	17	9	5	16	6	12	17	37	6	9	27
8 Honda HRC Castrol	238	597	23	5	15	10	6	7	6	7	9	5	-	10	4	13	21	14	12	25	16	12	24	5	12
9 Red Bull KTM Tech3	213	622	25	7	4	11	7	23	19	5	7	6	22	-	15	14	8	24	-	5	-	14	10	6	6
10 LCR Honda	155	680	58	9	16	-	13	5	29	25	-	-	5	3	5	5	-	3	1	8	7	-	7	10	4
11 Prima Pramac Yamaha MotoGP	125	710	30	7	3	14	-	-	-	10	3	3	2	13	6	-	4	9	11	2	8	10	2	6	12

These data/results cannot be reproduced, stored and/or transmitted in whole or in part by any manner of electronic, mechanical, photocopying, recording, broadcasting or otherwise now known or herein after developed without the previous express consent by the copyright owner, except for reproduction in daily press and regular printed publications on sale to the public within 60 days of the event related to those data/results and always provided that copyright symbol appears together as follows below.

© DORNA, 2025

LAP CHART

MOTUL GRAND PRIX OF THE VALENCIAN COMMUNITY RACE



Circuit Ricardo Tormo 4005 m.

Pos	1	2	3	4	5	6	7	8	9	10	11	12	13	14	15	16	17	18	19	20	21	22	23	24
Grid	72	73	49	25	37	20	21	43	54	36	5	79	10	41	33	63	1	88	42	23	12	11	7	35

1	72	73	49	25	37	54	36	43	10	33	20	23	41	88	12	5	79	35	42	7	1	11	21		
2	72	73	49	25	37	54	36	43	10	33	23	20	41	12	88	5	79	35	42	7	11	1			
3	72	73	25	49	37	54	36	43	10	33	23	20	41	12	88	79	5	35	42	7	11	1			
4	72	73	25	37	49	54	43	10	33	23	20	41	12	88	36	79	35	42	7	11	5	1			
5	72	73	25	37	49	54	43	10	33	23	20	12	88	36	79	41	35	42	7	5	11	1			
6	72	73	25	37	49	54	43	10	33	23	20	12	88	36	79	41	42	35	5	7	11	1			
7	72	73	25	37	49	54	43	10	33	23	20	88	36	12	41	42	5	35	11	7	1				
8	72	73	25	37	49	54	43	10	33	23	20	88	36	12	41	42	5	11	35	7	1				
9	72	73	25	37	49	54	43	10	33	23	20	88	36	12	41	42	5	11	35	7	1				
10	72	73	25	37	49	43	54	10	33	23	20	36	88	12	41	42	5	11	35	7	1				
L 11	72	25	73	37	49	43	54	10	33	23	20	36	88	12	41	42	5	11	35	7	1				
a 12	72	25	73	37	49	43	54	10	33	23	20	36	88	12	41	42	5	11	35	7	1				
p 13	72	25	73	37	49	43	54	10	33	23	36	20	88	12	41	42	5	11	35	7	1				
s 14	72	25	73	37	49	43	54	10	33	23	36	20	88	12	41	42	5	11	35	7	1				
15	72	25	73	37	49	43	54	10	33	23	36	20	88	12	41	42	5	11	35	7	1				
16	72	25	73	37	49	43	54	10	33	23	36	20	88	12	41	42	5	11	35	7					
17	72	25	73	37	49	43	54	10	33	23	36	20	88	12	41	42	5	11	35	7					
18	72	25	73	37	49	54	43	10	33	23	36	20	88	12	41	42	5	11	35	7					
19	72	25	73	37	49	54	43	10	33	23	36	20	88	12	41	42	5	11	35	7					
20	72	25	37	73	49	54	43	10	33	23	36	20	88	12	41	42	5	11	7	35					
21	72	25	37	49	73	54	43	10	33	23	20	36	88	12	41	42	5	11	7	35					
22	72	25	37	49	73	54	10	43	33	23	20	36	88	12	41	5	42	11	7	35					
23	72	25	37	49	73	54	10	43	33	23	20	36	88	5	41	42	11	7	35	12					
24	72	25	37	49	73	54	10	43	33	23	88	36	5	42	41	11	7	35							
25	72	25	37	49	73	54	10	43	33	23	88	36	5	42	11	7	35	41							
26	72	25	49	37	73	54	10	43	33	23	88	36	5	42	11	7	35								
27	72	25	49	37	54	73	10	33	43	23	88	5	36	42	11	7	35								

Winner Lapped rider


These data/results cannot be reproduced, stored and/or transmitted in whole or in part by any manner of electronic, mechanical, photocopying, recording, broadcasting or otherwise now known or herein after developed without the previous express consent by the copyright owner, except for reproduction in daily press and regular printed publications on sale to the public within 60 days of the event related to those data/results and always provided that copyright symbol appears together as follows below.

© DORNA, 2025

Official MotoGP Timing by TISSOT

www.motogp.com

Cheste, Sunday, November 16, 2025



Circuit Ricardo Tormo 4005 m.

FASTEST LAP OF EACH RIDER

MOTUL GRAND PRIX OF THE VALENCIAN COMMUNITY RACE

#	Rider	Nation	Team	Motorcycle	Time	Lap Total	Gap
1	25 Raul FERNANDEZ	SPA	Trackhouse MotoGP Team	APRILIA	1'29.976	4 27	
2	73 Alex MARQUEZ	SPA	BK8 Gresini Racing MotoGP	DUCATI	1'30.064	2 27	0.088 0.088
3	72 Marco BEZZECCHI	ITA	Aprilia Racing	APRILIA	1'30.124	3 27	0.148 0.060
4	37 Pedro ACOSTA	SPA	Red Bull KTM Factory Racing	KTM	1'30.202	2 27	0.226 0.078
5	49 Fabio DI GIANNANTONIO	ITA	Pertamina Enduro VR46 Racing Team	DUCATI	1'30.442	2 27	0.466 0.240
6	36 Joan MIR	SPA	Honda HRC Castrol	HONDA	1'30.472	5 27	0.496 0.030
7	43 Jack MILLER	AUS	Prima Pramac Yamaha MotoGP	YAMAHA	1'30.482	6 27	0.506 0.010
8	10 Luca MARINI	ITA	Honda HRC Castrol	HONDA	1'30.500	6 27	0.524 0.018
9	54 Fermin ALDEGUER	SPA	BK8 Gresini Racing MotoGP	DUCATI	1'30.509	4 27	0.533 0.009
10	79 Ai OGURA	JPN	Trackhouse MotoGP Team	APRILIA	1'30.517	5 6	0.541 0.008
11	23 Enea BASTIANINI	ITA	Red Bull KTM Tech3	KTM	1'30.596	2 27	0.620 0.079
12	88 Miguel OLIVEIRA	POR	Prima Pramac Yamaha MotoGP	YAMAHA	1'30.622	4 27	0.646 0.026
13	33 Brad BINDER	RSA	Red Bull KTM Factory Racing	KTM	1'30.624	2 27	0.648 0.002
14	20 Fabio QUARTARARO	FRA	Monster Energy Yamaha MotoGP Tea	YAMAHA	1'30.629	4 23	0.653 0.005
15	41 Aleix ESPARGARO	SPA	Honda HRC Test Team	HONDA	1'30.633	7 25	0.657 0.004
16	12 Maverick VIÑALES	SPA	Red Bull KTM Tech3	KTM	1'30.690	4 23	0.714 0.057
17	42 Alex RINS	SPA	Monster Energy Yamaha MotoGP Tea	YAMAHA	1'30.874	10 27	0.898 0.184
18	5 Johann ZARCO	FRA	CASTROL Honda LCR	HONDA	1'30.891	2 27	0.915 0.017
19	1 Jorge MARTIN	SPA	Aprilia Racing	APRILIA	1'30.923	5 15	0.947 0.032
20	11 Nicolo BULEGA	ITA	Ducati Lenovo Team	DUCATI	1'30.960	9 27	0.984 0.037
21	35 Somkiat CHANTRA	THA	IDEMITSU Honda LCR	HONDA	1'31.063	3 27	1.087 0.103
22	7 Augusto FERNANDEZ	SPA	Yamaha Factory Racing Team	YAMAHA	1'31.083	4 27	1.107 0.020


These data/results cannot be reproduced, stored and/or transmitted in whole or in part by any manner of electronic, mechanical, photocopying, recording, broadcasting or otherwise now known or herein after developed without the previous express consent by the copyright owner, except for reproduction in daily press and regular printed publications on sale to the public within 60 days of the event related to those data/results and always provided that copyright symbol appears together as follows below.

© DORNA, 2025

Official MotoGP Timing by

www.motogp.com

Cheste, Sunday, November 16, 2025



Circuit Ricardo Tormo 4005 m.

EVENT BEST MAXIMUM SPEED

MOTUL GRAND PRIX OF THE VALENCIAN COMMUNITY RACE

#	Rider	Nation	Team	Motorcycle	Km/h	
36	Joan MIR	SPA	Honda HRC Castrol	HONDA	342.0	Race
72	Marco BEZZECCHI	ITA	Aprilia Racing	APRILIA	342.0	Tissot Sprint
10	Luca MARINI	ITA	Honda HRC Castrol	HONDA	340.3	Race
23	Enea BASTIANINI	ITA	Red Bull KTM Tech3	KTM	340.3	Race
33	Brad BINDER	RSA	Red Bull KTM Factory Racing	KTM	340.3	Qualifying Nr. 1
41	Aleix ESPARGARO	SPA	Honda HRC Test Team	HONDA	340.3	Tissot Sprint
42	Alex RINS	SPA	Monster Energy Yamaha MotoGP Team	YAMAHA	340.3	Race
5	Johann ZARCO	FRA	CASTROL Honda LCR	HONDA	340.3	Tissot Sprint
37	Pedro ACOSTA	SPA	Red Bull KTM Factory Racing	KTM	340.3	Practice
49	Fabio DI GIANNANTONIO	ITA	Pertamina Enduro VR46 Racing Team	DUCATI	338.7	Tissot Sprint
54	Fermin ALDEGUER	SPA	BK8 Gresini Racing MotoGP	DUCATI	338.7	Tissot Sprint
63	Francesco BAGNAIA	ITA	Ducati Lenovo Team	DUCATI	338.7	Tissot Sprint
21	Franco MORBIDELLI	ITA	Pertamina Enduro VR46 Racing Team	DUCATI	338.7	Tissot Sprint
73	Alex MARQUEZ	SPA	BK8 Gresini Racing MotoGP	DUCATI	338.7	Qualifying Nr. 2
35	Somkiat CHANTRA	THA	IDEMITSU Honda LCR	HONDA	337.0	Qualifying Nr. 1
79	Ai OGURA	JPN	Trackhouse MotoGP Team	APRILIA	337.0	Tissot Sprint
12	Maverick VIÑALES	SPA	Red Bull KTM Tech3	KTM	337.0	Tissot Sprint
25	Raul FERNANDEZ	SPA	Trackhouse MotoGP Team	APRILIA	337.0	Qualifying Nr. 2
43	Jack MILLER	AUS	Prima Pramac Yamaha MotoGP	YAMAHA	337.0	Tissot Sprint
1	Jorge MARTIN	SPA	Aprilia Racing	APRILIA	335.4	Tissot Sprint
20	Fabio QUARTARARO	FRA	Monster Energy Yamaha MotoGP Team	YAMAHA	335.4	Race
88	Miguel OLIVEIRA	POR	Prima Pramac Yamaha MotoGP	YAMAHA	335.4	Tissot Sprint
11	Nicolo BULEGA	ITA	Ducati Lenovo Team	DUCATI	335.4	Tissot Sprint
7	Augusto FERNANDEZ	SPA	Yamaha Factory Racing Team	YAMAHA	328.9	Race

These data/results cannot be reproduced, stored and/or transmitted in whole or in part by any manner of electronic, mechanical, photocopying, recording, broadcasting or otherwise now known or herein after developed without the previous express consent by the copyright owner, except for reproduction in daily press and regular printed publications on sale to the public within 60 days of the event related to those data/results and always provided that copyright symbol appears together as follows below.

© DORNA, 2025


Official MotoGP Timing by

www.motogp.com

Cheste, Sunday, November 16, 2025

CHRONOLOGICAL ANALYSIS OF PERFORMANCES

MOTUL GRAND PRIX OF THE VALENCIAN COMMUNITY RACE



Circuit Ricardo Tormo 4005 m.

* Lap / Sector time cancelled
 P Crossing the finish line in pit lane
 ** Tyre data subject to further updates

T1 Time from finish line to 1st intermediate
 T2 Time from 1st intermed. to 2nd intermed.

T3 Time from 2nd intermed. to 3rd intermed.
 T4 Time from 3rd intermediate to finish line

Lap	Lap Time	T1	T2	T3	T4	Speed	Lap	Lap Time	T1	T2	T3	T4	Speed
1st	72	Marco BEZZECCHI		APRILIA	ITA		6	1'30.236	20.212	24.245	21.561	24.218	328.9
		Aprilia Racing					7	1'30.338	20.189	24.307	21.637	24.205	325.8
		Runs=1	Total laps=27	Full laps=26	Valid laps=26		8	1'30.386	20.244	24.278	21.667	24.197	328.9
Run #	1	Front Tyre	Slick-Hard	Rear Tyre	Slick-Medium		9						
		New Tyre		New Tyre			10	1'30.503	20.299	24.300	21.665	24.239	332.1
1	1'34.417	24.638	24.377	21.392	24.010	241.2	11	1'30.850	20.356	24.332	21.714	24.448	335.4
2	1'30.214	20.091	24.302	21.552	24.269	328.9	12	1'30.516	20.211	24.376	21.705	24.224	327.4
3	1'30.124	20.177	24.287	21.515	24.145	332.1	13	1'30.657	20.342	24.336	21.663	24.316	333.7
4	1'30.177	20.132	24.284	21.523	24.238	319.8	14	1'30.616	20.295	24.360	21.682	24.279	327.4
5	1'30.169	20.142	24.307	21.517	24.203	325.8	15	1'30.684	20.336	24.356	21.733	24.259	332.1
6	1'30.153	20.170	24.307	21.537	24.139	333.7	16	1'30.779	20.364	24.426	21.718	24.271	327.4
7	1'30.442	20.178	24.401	21.594	24.269	324.3	17	1'30.854	20.306	24.464	21.710	24.374	335.4
8	1'30.618	20.234	24.376	21.683	24.325	325.8	18	1'30.924	20.402	24.384	21.753	24.385	332.1
9	1'30.382	20.233	24.320	21.600	24.229	328.9	19	1'30.747	20.282	24.412	21.711	24.342	330.5
10	1'30.527	20.218	24.347	21.660	24.302	328.9	20	1'30.891	20.325	24.466	21.733	24.367	333.7
11	1'30.520	20.247	24.354	21.562	24.357	325.8	21	1'30.875	20.344	24.432	21.739	24.360	335.4
12	1'30.779	20.228	24.523	21.647	24.381	325.8	22	1'30.996	20.334	24.486	21.774	24.402	327.4
13	1'30.688	20.243	24.446	21.644	24.355	327.4	23	1'30.908	20.324	24.449	21.768	24.367	328.9
14	1'30.731	20.300	24.432	21.613	24.386	325.8	24	1'30.881	20.384	24.460	21.735	24.302	330.5
15	1'30.947	20.409	24.459	21.701	24.378	325.8	25	1'30.988	20.308	24.525	21.782	24.373	333.7
16	1'30.799	20.272	24.405	21.678	24.444	327.4	26	1'31.157	20.424	24.549	21.798	24.386	332.1
17	1'30.794	20.307	24.439	21.648	24.400	327.4	27	1'31.516	20.446	24.540	21.786	24.744	328.9
18	1'30.749	20.275	24.510	21.676	24.288	327.4							
19	1'30.823	20.278	24.439	21.679	24.427	328.9							
20	1'31.045	20.375	24.525	21.728	24.417	327.4							
21	1'30.847	20.303	24.464	21.666	24.414	328.9							
22	1'31.118	20.329	24.500	21.713	24.576	327.4							
23	1'30.999	20.253	24.506	21.748	24.492	327.4							
24	1'30.989	20.301	24.448	21.697	24.543	327.4							
25	1'31.039	20.348	24.456	21.732	24.503	327.4							
26	1'31.169	20.330	24.544	21.689	24.606	327.4							
27	1'31.199	20.330	24.501	21.753	24.615	325.8							
2nd	25	Raul FERNANDEZ		APRILIA	SPA		3rd	49	Fabio DI GIANNANTONIO		DUCATI	ITA	
		Trackhouse MotoGP Team							Pertamina Enduro VR46 Racing Team				
		Runs=1	Total laps=27	Full laps=26	Valid laps=26				Runs=1	Total laps=27	Full laps=26	Valid laps=26	
Run #	1	Front Tyre	Slick-Hard	Rear Tyre	Slick-Medium		Run #	1	Front Tyre	Slick-Hard	Rear Tyre	Slick-Medium	
		New Tyre		New Tyre					New Tyre		New Tyre		
1	1'35.722	25.291	24.827	21.581	24.023	243.8	1	1'35.392	25.031	24.614	21.637	24.110	236.2
2	1'30.247	20.205	24.252	21.722	24.068	332.1	2	1'30.442	20.296	24.421	21.634	24.091	327.4
3	1'30.023	20.228	24.235	21.540	24.020	335.4	3	1'30.474	20.166	24.522	21.674	24.112	328.9
4	1'29.976	20.113	24.145	21.542	24.176	332.1	4	1'30.705	20.146	24.346	21.927	24.286	332.1
5	1'30.088	20.160	24.212	21.580	24.136	327.4	5	1'30.537	20.216	24.355	21.697	24.269	333.7
							6	1'30.653	20.292	24.374	21.712	24.275	332.1
							7	1'30.840	20.248	24.472	21.787	24.333	332.1
							8	1'30.714	20.220	24.352	21.853	24.289	328.9
							9	1'31.045	20.334	24.483	21.850	24.378	330.5
							10	1'30.832	20.261	24.470	21.770	24.331	330.5
							11	1'30.630	20.267	24.376	21.698	24.289	330.5
							12	1'30.662	20.255	24.415	21.766	24.226	332.1
							13	1'30.684	20.265	24.401	21.744	24.274	333.7
							14	1'30.787	20.261	24.462	21.778	24.286	332.1
							15	1'30.845	20.312	24.385	21.762	24.386	337.0
Fastest Lap:	Raul FERNANDEZ	SPA	Trackhouse MotoGP Team	1'29.976	20.113	24.145	21.542	24.176					

These data/results cannot be reproduced, stored and/or transmitted in whole or in part by any manner of electronic, mechanical, photocopying, recording, broadcasting or otherwise now known or herein after developed without the previous express consent by the copyright owner, except for reproduction in daily press and regular printed publications on sale to the public within 60 days of the event related to those data/results and always provided that copyright symbol appears together as follows below.

© DORNA, 2025

Official MotoGP Timing by

www.motogp.com

Cheste, Sunday, November 16, 2025

Race

MotoGP™

Lap	Lap Time	T1	T2	T3	T4	Speed	Lap	Lap Time	T1	T2	T3	T4	Speed
16	1'31.007	20.357	24.453	21.798	24.399	337.0	6	1'30.580	20.272	24.394	21.713	24.201	325.8
17	1'31.011	20.275	24.481	21.813	24.442	335.4	7	1'30.570	20.306	24.376	21.742	24.146	332.1
18	1'30.904	20.310	24.386	21.800	24.408	330.5	8	1'30.757	20.394	24.396	21.743	24.224	330.5
19	1'30.776	20.244	24.461	21.748	24.323	332.1	9	1'30.908	20.389	24.476	21.764	24.279	327.4
20	1'31.118	20.250	24.463	21.864	24.541	332.1	10	1'31.318	20.332	24.513	21.739	24.734	328.9
21	1'31.116	20.381	24.568	21.770	24.397	332.1	11	1'31.274	20.682	24.542	21.713	24.337	324.3
22	1'30.622	20.303	24.328	21.719	24.272	330.5	12	1'30.824	20.423	24.465	21.720	24.216	330.5
23	1'30.658	20.279	24.377	21.680	24.322	332.1	13	1'30.907	20.396	24.512	21.737	24.262	330.5
24	1'30.813	20.337	24.441	21.732	24.303	330.5	14	1'30.932	20.436	24.407	21.773	24.316	327.4
25	1'30.882	20.361	24.402	21.776	24.343	333.7	15	1'31.033	20.477	24.438	21.821	24.297	327.4
26	1'31.091	20.463	24.640	21.733	24.255	333.7	16	1'30.940	20.410	24.475	21.781	24.274	327.4
27	1'30.983	20.244	24.492	21.757	24.490	327.4	17	1'31.011	20.471	24.472	21.732	24.336	330.5

4th **37** **Pedro ACOSTA** KTM SPA
Red Bull KTM Factory Racing

Runs=1 Total laps=27 Full laps=26 Valid laps=26

Run #	1	Front Tyre	Slick-Hard	Rear Tyre	Slick-Medium	
		New Tyre		New Tyre		
1	1'35.983	25.183	25.081	21.589	24.130	242.9
2	1'30.202	20.262	24.345	21.483	24.112	332.1
3	1'30.349	20.260	24.267	21.651	24.171	332.1
4	1'30.279	20.180	24.223	21.718	24.158	330.5
5	1'30.283	20.160	24.254	21.605	24.264	328.9
6	1'30.509	20.235	24.415	21.608	24.251	328.9
7	1'30.789	20.263	24.522	21.717	24.287	333.7
8	1'30.987	20.246	24.425	21.765	24.551	325.8
9	1'31.082	20.449	24.494	21.758	24.381	328.9
10	1'30.799	20.251	24.520	21.662	24.366	327.4
11	1'30.645	20.236	24.356	21.612	24.441	328.9
12	1'30.572	20.225	24.484	21.648	24.215	332.1
13	1'30.674	20.241	24.377	21.666	24.390	330.5
14	1'30.729	20.235	24.447	21.686	24.361	328.9
15	1'30.548	20.277	24.323	21.619	24.329	330.5
16	1'30.650	20.295	24.372	21.663	24.320	332.1
17	1'30.796	20.248	24.431	21.665	24.452	330.5
18	1'31.150	20.415	24.479	21.813	24.443	335.4
19	1'31.272	20.494	24.503	22.030	24.245	330.5
20	1'31.142	20.453	24.558	21.801	24.330	332.1
21	1'31.084	20.365	24.582	21.724	24.413	327.4
22	1'30.901	20.291	24.594	21.715	24.301	328.9
23	1'30.813	20.328	24.517	21.669	24.299	330.5
24	1'30.893	20.340	24.504	21.691	24.358	332.1
25	1'30.921	20.297	24.487	21.771	24.366	328.9
26	1'31.435	20.454	24.875	21.722	24.384	328.9
27	1'31.720	20.532	24.706	21.840	24.642	328.9

5th **54** **Fermin ALDEGUER** DUCATI SPA
BK8 Gresini Racing MotoGP

Runs=1 Total laps=27 Full laps=26 Valid laps=26

Run #	1	Front Tyre	Slick-Hard	Rear Tyre	Slick-Medium	
		New Tyre		New Tyre		
1	1'36.462	25.458	24.904	21.782	24.318	244.6
2	1'30.532	20.327	24.444	21.603	24.158	328.9
3	1'30.615	20.256	24.476	21.658	24.225	330.5
4	1'30.509	20.322	24.378	21.618	24.191	325.8
5	1'30.588	20.272	24.404	21.669	24.243	328.9

18 **1'31.323** 20.506 24.574 21.856 24.387 332.1

19 **1'30.733** 20.309 24.486 21.721 24.217 327.4

20 **1'30.864** 20.327 24.497 21.754 24.286 327.4

21 **1'30.880** 20.332 24.486 21.751 24.311 327.4

22 **1'30.967** 20.353 24.558 21.749 24.307 328.9

23 **1'31.118** 20.399 24.579 21.791 24.349 327.4

24 **1'31.153** 20.444 24.498 21.829 24.382 332.1

25 **1'31.004** 20.363 24.555 21.750 24.336 332.1

26 **1'31.232** 20.407 24.504 21.835 24.486 330.5

27 **1'31.472** 20.488 24.597 21.847 24.540 324.3

6th **73** **Alex MARQUEZ** DUCATI SPA
BK8 Gresini Racing MotoGP

Runs=1 Total laps=27 Full laps=26 Valid laps=26

Run #	1	Front Tyre	Slick-Hard	Rear Tyre	Slick-Medium	
		New Tyre		New Tyre		
1	1'34.955	24.879	24.437	21.529	24.110	236.2
2	1'30.064	20.171	24.206	21.473	24.214	325.8
3	1'30.104	20.200	24.195	21.533	24.176	332.1
4	1'30.114	20.176	24.247	21.512	24.179	330.5
5	1'30.175	20.172	24.313	21.562	24.128	327.4
6	1'30.261	20.153	24.305	21.572	24.231	327.4
7	1'30.318	20.176	24.309	21.584	24.249	324.3
8	1'30.521	20.198	24.355	21.662	24.306	325.8
9	1'30.795	20.327	24.448	21.718	24.302	328.9
10	1'30.782	20.313	24.393	21.731	24.345	327.4
11	1'31.184	20.283	24.415	21.714	24.772	327.4
12	1'31.087	20.449	24.549	21.759	24.330	332.1
13	1'31.148	20.357	24.504	21.827	24.460	330.5
14	1'31.068	20.327	24.513	21.793	24.435	327.4
15	1'30.931	20.295	24.490	21.739	24.407	327.4
16	1'31.096	20.355	24.461	21.824	24.456	332.1
17	1'31.164	20.297	24.530	21.836	24.501	328.9
18	1'31.135	20.360	24.513	21.821	24.441	327.4
19	1'31.289	20.451	24.601	21.832	24.405	328.9
20	1'31.723	20.463	24.820	21.922	24.518	328.9
21	1'31.734	20.392	24.873	21.940	24.529	330.5
22	1'31.364	20.373	24.584	21.836	24.571	328.9
23	1'31.549	20.354	24.631	21.924	24.640	332.1
24	1'31.387	20.347	24.596	21.920	24.524	328.9
25	1'31.294	20.340	24.568	21.879	24.507	327.4
26	1'31.576	20.401	24.681	21.842	24.652	327.4
27	1'31.806	20.442	24.654	21.886	24.824	325.8

Fastest Lap: Raul FERNANDEZ SPA Trackhouse MotoGP Team **1'29.976** 20.113 24.145 21.542 24.176

These data/results cannot be reproduced, stored and/or transmitted in whole or in part by any manner of electronic, mechanical, photocopying, recording, broadcasting or otherwise now known or herein after developed without the previous express consent by the copyright owner, except for reproduction in daily press and regular printed publications on sale to the public within 60 days of the event related to those data/results and always provided that copyright symbol appears together as follows below.

© DORNA, 2025

Official MotoGP Timing by  TISSOT

www.motogp.com

Cheste, Sunday, November 16, 2025

Page 2 of 7



Race

MotoGP™

7th 10 Luca MARINI HONDA ITA
Honda HRC Castrol
Runs=1 Total laps=27 Full laps=26 Valid laps=26
Run # 1 Front Tyre Slick-Hard Rear Tyre Slick-Medium New Tyre New Tyre

18 1'31.162 20.369 24.542 21.762 24.489 330.5
19 1'31.456 20.467 24.546 21.900 24.543 330.5
20 1'31.260 20.368 24.585 21.886 24.421 333.7
21 1'31.181 20.372 24.559 21.841 24.409 335.4
22 1'31.407 20.474 24.679 21.840 24.414 332.1
23 1'31.491 20.479 24.663 21.837 24.512 332.1
24 1'31.654 20.478 24.699 21.933 24.544 332.1
25 1'31.978 20.642 24.662 22.051 24.623 333.7
26 1'32.063 20.671 24.736 21.981 24.675 332.1
27 1'32.211 20.815 24.823 21.937 24.636 327.4

9th 43 Jack MILLER YAMAHA AUS
Prima Pramac Yamaha MotoGP
Runs=1 Total laps=27 Full laps=26 Valid laps=26
Run # 1 Front Tyre Slick-Hard Rear Tyre Slick-Medium New Tyre New Tyre

8th 33 Brad BINDER KTM RSA
Red Bull KTM Factory Racing
Runs=1 Total laps=27 Full laps=26 Valid laps=26
Run # 1 Front Tyre Slick-Hard Rear Tyre Slick-Medium New Tyre New Tyre

10th 23 Enea BASTIANINI KTM ITA
Red Bull KTM Tech3
Runs=1 Total laps=27 Full laps=26 Valid laps=25
Run # 1 Front Tyre Slick-Hard Rear Tyre Slick-Medium New Tyre New Tyre

Fastest Lap: Raul FERNANDEZ SPA Trackhouse MotoGP Team 1'29.976 20.113 24.145 21.542 24.176

These data/results cannot be reproduced, stored and/or transmitted in whole or in part by any manner of electronic, mechanical, photocopying, recording, broadcasting or otherwise now known or herein after developed without the previous express consent by the copyright owner, except for reproduction in daily press and regular printed publications on sale to the public within 60 days of the event related to those data/results and always provided that copyright symbol appears together as follows below.

© DORNA, 2025

Official MotoGP Timing by TISSOT

www.motogp.com

Cheste, Sunday, November 16, 2025



Race

MotoGP™

Lap	Lap Time	T1	T2	T3	T4	Speed	Lap	Lap Time	T1	T2	T3	T4	Speed
18	1'31.326	20.627	24.483	21.754	24.462	335.4	8	1'31.322	20.560	24.587	21.736	24.439	328.9
19	1'31.464	20.544	24.544	21.791	24.585	335.4	9	1'30.960	20.395	24.476	21.664	24.425	333.7
20	1'31.588	20.615	24.599	21.843	24.531	325.8	10	1'31.130	20.402	24.473	21.745	24.510	325.8
21	1'32.117	20.568	24.959	21.853	24.737	330.5	11	1'31.261	20.451	24.560	21.745	24.505	327.4
22	1'31.848	20.607	24.687	21.914	24.640	337.0	12	1'31.642	20.944	24.510	21.752	24.436	327.4
23	1'31.833	20.567	24.650	21.928	24.688	332.1	13	1'31.191	20.419	24.519	21.788	24.465	328.9
24	1'32.236	20.588	24.647	21.875	25.126	332.1	14	1'31.400	20.538	24.605	21.737	24.520	328.9
25	1'32.246	20.780	24.713	22.064	24.689	337.0	15	1'31.503	20.472	24.589	21.803	24.639	327.4
26	1'32.308	20.762	24.695	22.074	24.777	333.7	16	1'31.352	20.410	24.579	21.813	24.550	327.4
27	1'33.388	20.805	24.807	22.060	25.716	335.4	17	1'31.693	20.484	24.741	21.865	24.603	327.4

14th **42** **Alex RINS** YAMAHA SPA
Monster Energy Yamaha MotoGP Team

Runs=1 Total laps=27 Full laps=26 Valid laps=26

Run #	1	Front Tyre	Slick-Hard	Rear Tyre	Slick-Medium	
		New Tyre		New Tyre		
1	1'39.274	26.768	26.019	22.058	24.429	238.7
2	1'31.364	20.585	24.583	21.773	24.423	328.9
3	1'31.150	20.610	24.492	21.747	24.301	327.4
4	1'31.098	20.452	24.533	21.727	24.386	335.4
5	1'31.476	20.611	24.600	21.903	24.362	332.1
6	1'31.170	20.556	24.564	21.748	24.302	325.8
7	1'31.007	20.455	24.540	21.683	24.329	327.4
8	1'31.043	20.471	24.574	21.696	24.302	330.5
9	1'30.989	20.351	24.540	21.745	24.353	327.4
10	1'30.874	20.367	24.526	21.694	24.287	325.8
11	1'30.965	20.410	24.573	21.675	24.307	327.4
12	1'31.043	20.424	24.565	21.739	24.315	333.7
13	1'31.050	20.425	24.491	21.771	24.363	333.7
14	1'31.260	20.452	24.625	21.759	24.424	328.9
15	1'31.380	20.452	24.593	21.831	24.504	335.4
16	1'31.203	20.466	24.550	21.818	24.369	330.5
17	1'31.348	20.450	24.595	21.861	24.442	330.5
18	1'31.287	20.508	24.554	21.851	24.374	333.7
19	1'31.363	20.467	24.648	21.849	24.399	330.5
20	1'31.274	20.493	24.554	21.874	24.353	337.0
21	1'31.471	20.499	24.653	21.878	24.441	338.7
22	1'32.083	20.507	24.790	22.016	24.770	333.7
23	1'32.489	20.748	25.131	21.973	24.637	340.3
24	1'31.867	20.601	24.838	21.923	24.505	330.5
25	1'31.703	20.542	24.791	21.825	24.545	328.9
26	1'32.083	20.533	24.844	21.942	24.764	330.5
27	1'32.399	20.596	24.889	22.044	24.870	327.4

15th **11** **Nicolo BULEGA** DUCATI ITA
Ducati Lenovo Team

Runs=1 Total laps=27 Full laps=26 Valid laps=26

Run #	1	Front Tyre	Slick-Hard	Rear Tyre	Slick-Medium	
		New Tyre		New Tyre		
1	1'39.939	27.340	25.985	22.122	24.492	259.4
2	1'31.266	20.540	24.563	21.813	24.350	325.8
3	1'31.147	20.422	24.491	21.848	24.386	325.8
4	1'31.077	20.514	24.491	21.755	24.317	328.9
5	1'31.788	20.545	24.533	21.827	24.883	327.4
6	1'31.559	20.666	24.581	21.826	24.486	325.8
7	1'31.410	20.622	24.567	21.824	24.397	335.4

18 **1'31.364** 20.473 24.598 21.817 24.476 325.8

19 **1'31.308** **20.354** 24.611 21.803 24.540 325.8

20 **1'31.366** 20.441 24.585 21.771 24.569 325.8

21 **1'31.851** 20.566 24.700 21.846 24.739 327.4

22 **1'31.679** 20.448 24.699 21.905 24.627 325.8

23 **1'31.654** 20.553 24.665 21.846 24.590 328.9

24 **1'32.113** 20.676 24.748 21.848 24.841 327.4

25 **1'31.702** 20.550 24.675 21.831 24.646 328.9

26 **1'31.884** 20.536 24.749 21.850 24.749 327.4

27 **1'32.041** 20.543 24.794 21.920 24.784 325.8

16th **7** **Augusto FERNANDEZ** YAMAHA SPA
Yamaha Factory Racing Team

Runs=1 Total laps=27 Full laps=26 Valid laps=26

Run #	1	Front Tyre	Slick-Hard	Rear Tyre	Slick-Medium	
		New Tyre		New Tyre		
1	1'39.368	27.047	25.555	22.109	24.657	261.4
2	1'31.356	20.681	24.529	21.814	24.332	325.8
3	1'31.459	20.672	24.429	21.831	24.527	315.4
4	1'31.083	20.417	24.474	21.697	24.495	325.8
5	1'31.547	20.471	24.537	21.851	24.688	325.8
6	1'31.883	20.573	24.577	21.928	24.805	325.8
7	1'32.322	20.896	24.720	21.965	24.741	321.3
8	1'31.843	20.547	24.660	21.877	24.759	328.9
9	1'31.763	20.546	24.707	21.851	24.659	327.4
10	1'31.684	20.577	24.642	21.784	24.681	324.3
11	1'31.632	20.529	24.564	21.876	24.663	319.8
12	1'31.655	20.587	24.582	21.886	24.600	324.3
13	1'32.633	20.778	24.706	22.309	24.840	322.8
14	1'31.779	20.459	24.811	21.877	24.632	321.3
15	1'31.959	20.621	24.684	21.966	24.688	325.8
16	1'31.857	20.522	24.678	21.837	24.820	321.3
17	1'31.745	20.449	24.692	21.824	24.780	324.3
18	1'31.690	20.443	24.694	21.862	24.691	318.3
19	1'31.944	20.620	24.628	21.958	24.738	324.3
20	1'32.436	20.671	24.723	22.220	24.822	325.8
21	1'32.601	21.000	24.780	21.959	24.862	319.8
22	1'32.174	20.717	24.817	21.921	24.719	322.8
23	1'32.110	20.501	24.752	22.015	24.842	321.3
24	1'32.007	20.605	24.816	21.860	24.726	319.8
25	1'32.206	20.513	24.867	21.966	24.860	321.3
26	1'32.319	20.684	24.832	21.919	24.884	321.3
27	1'32.257	20.621	24.804	21.953	24.879	322.8

Fastest Lap: Raul FERNANDEZ SPA Trackhouse MotoGP Team **1'29.976** 20.113 24.145 21.542 24.176

These data/results cannot be reproduced, stored and/or transmitted in whole or in part by any manner of electronic, mechanical, photocopying, recording, broadcasting or otherwise now known or herein after developed without the previous express consent by the copyright owner, except for reproduction in daily press and regular printed publications on sale to the public within 60 days of the event related to those data/results and always provided that copyright symbol appears together as follows below.

© DORNA, 2025

Official MotoGP Timing by  TISSOT

www.motogp.com

Cheste, Sunday, November 16, 2025

Page 5 of 7



Race

MotoGP™

Lap	Lap Time	T1	T2	T3	T4	Speed	Lap	Lap Time	T1	T2	T3	T4	Speed		
17th	35	Somkiat CHANTRA				HONDA	THA	18	1'31.420	20.633	24.548	21.829	24.410	335.4	
		IDEMITSU Honda LCR						19	1'31.432	20.551	24.562	21.870	24.449	337.0	
		Runs=1	Total laps=27	Full laps=26	Valid laps=26		20	1'31.384	20.538	24.574	21.844	24.428	337.0		
Run #	1	Front Tyre	Slick-Medium	Rear Tyre	Slick-Medium		21	1'31.574	20.550	24.635	21.877	24.512	333.7		
		New Tyre		New Tyre			22	1'31.861	20.623	24.795	21.938	24.505	330.5		
1	1'39.129	26.903	25.409	22.273	24.544	263.4	23	1'32.577	20.712	24.916	22.170	24.779	333.7		
2	1'31.461	20.565	24.610	21.795	24.491	332.1	24	1'34.125	20.910	25.842	22.201	25.172	330.5		
3	1'31.063	20.417	24.582	21.755	24.309	327.4	25	2'01.210 P	24.578	33.504	26.599	36.529	271.7		
4	1'31.176	20.461	24.474	21.772	24.469	328.9	19th 20 Fabio QUARTARARO							YAMAHA	FRA
5	1'31.419	20.556	24.512	21.936	24.415	328.9	Monster Energy Yamaha MotoGP Team								
6	1'31.913	20.539	24.574	22.171	24.629	327.4			Runs=1	Total laps=23	Full laps=22	Valid laps=22			
7	1'31.572	20.569	24.527	21.902	24.574	328.9	Run #	1	Front Tyre	Slick-Hard	Rear Tyre	Slick-Medium			
8	1'32.670	21.094	25.027	21.979	24.570	335.4			New Tyre		New Tyre				
9	1'31.702	20.665	24.566	21.813	24.658	328.9	1	1'37.328	26.124	25.042	21.739	24.423	242.1		
10	1'31.763	20.888	24.587	21.804	24.484	325.8	2	1'30.897	20.631	24.341	21.622	24.303	333.7		
11	1'31.575	20.582	24.559	21.879	24.555	324.3	3	1'30.671	20.406	24.386	21.632	24.247	332.1		
12	1'31.575	20.592	24.555	21.964	24.464	327.4	4	1'30.629	20.360	24.403	21.667	24.199	328.9		
13	1'31.531	20.508	24.530	21.928	24.565	324.3	5	1'30.851	20.394	24.444	21.732	24.281	333.7		
14	1'31.672	20.552	24.650	21.914	24.556	327.4	6	1'30.855	20.408	24.428	21.698	24.321	333.7		
15	1'31.774	20.689	24.526	21.980	24.579	325.8	7	1'31.002	20.381	24.442	21.798	24.381	332.1		
16	1'32.274	20.703	24.682	22.103	24.786	324.3	8	1'30.956	20.425	24.430	21.733	24.368	330.5		
17	1'32.377	20.761	24.729	22.047	24.840	325.8	9	1'31.052	20.348	24.470	21.789	24.445	335.4		
18	1'32.264	20.667	24.749	22.109	24.739	322.8	10	1'31.115	20.437	24.485	21.751	24.442	330.5		
19	1'32.084	20.646	24.603	22.120	24.715	327.4	11	1'30.959	20.413	24.406	21.818	24.322	327.4		
20	1'32.662	20.700	24.771	22.170	25.021	325.8	12	1'30.995	20.432	24.390	21.795	24.378	332.1		
21	1'33.109	21.261	24.828	22.180	24.840	324.3	13	1'31.760	20.469	25.038	21.849	24.404	335.4		
22	1'32.250	20.750	24.682	22.068	24.750	327.4	14	1'31.368	20.542	24.543	21.858	24.425	332.1		
23	1'32.380	20.787	24.664	22.123	24.806	333.7	15	1'31.332	20.468	24.505	21.947	24.412	330.5		
24	1'32.341	20.729	24.820	22.082	24.710	325.8	16	1'31.546	20.517	24.646	21.901	24.482	333.7		
25	1'32.648	20.838	24.835	22.167	24.808	325.8	17	1'31.400	20.477	24.541	21.908	24.474	328.9		
26	1'32.486	20.750	24.755	22.163	24.818	324.3	18	1'31.333	20.528	24.542	21.855	24.408	328.9		
27	1'32.724	20.784	24.825	22.159	24.956	322.8	19	1'31.174	20.512	24.496	21.827	24.339	333.7		
18th 41 Aleix ESPARGARO							HONDA	SPA							
Honda HRC Test Team															
Runs=1 Total laps=25 Full laps=23 Valid laps=22															
Run #	1	Front Tyre	Slick-Hard	Rear Tyre	Slick-Medium		20	1'31.444	20.511	24.570	21.955	24.408	333.7		
		New Tyre		New Tyre			21	1'31.359	20.553	24.634	21.798	24.374	328.9		
1	1'37.647	26.426	25.121	21.837	24.263	235.4	22	1'31.311	20.478	24.554	21.820	24.459	328.9		
2	1'30.781	20.471	24.581	21.604	24.125	338.7	23	1'31.311	20.479	24.583	21.820	24.429	328.9		
3	1'30.675	20.441	24.427	21.600	24.207	335.4	unfinished	20.500					328.9		
4	1'30.828	20.464	24.537	21.655	24.172	332.1	20th 12 Maverick VIÑALES							KTM	SPA
5	1'33.048	22.448	24.714	21.633	24.253	332.1	Red Bull KTM Tech3								
6	1'31.149	20.520	24.450	21.708	24.471	328.9			Runs=1	Total laps=23	Full laps=21	Valid laps=21			
7	1'30.633	20.313	24.389	21.689	24.242	327.4	Run #	1	Front Tyre	Slick-Hard	Rear Tyre	Slick-Medium			
8	1'31.024	20.411	24.495	21.722	24.396	328.9			New Tyre		New Tyre				
9	1'31.094	20.469	24.549	21.719	24.357	328.9	1	1'38.031	26.610	25.352	21.905	24.164	268.5		
10	1'30.973	20.401	24.484	21.758	24.330	337.0	2	1'30.820	20.494	24.463	21.753	24.110	337.0		
11	1'31.058	20.424	24.537	21.770	24.327	333.7	3	1'30.702	20.348	24.393	21.827	24.134	335.4		
12	1'31.797 *	20.915 *	24.640	21.864	24.378	332.1	4	1'30.690	20.341	24.413	21.765	24.171	330.5		
13	1'31.094	20.563	24.445	21.774	24.312	333.7	5	1'30.737	20.364	24.361	21.827	24.185	333.7		
14	1'31.328	20.470	24.578	21.868	24.412	333.7	6	1'30.926	20.448	24.510	21.758	24.210	333.7		
15	1'31.217	20.563	24.550	21.786	24.318	335.4	7	1'31.776	20.468	24.765	22.121	24.422	333.7		
16	1'31.281	20.508	24.555	21.819	24.399	332.1	8	1'31.243	20.459	24.507	21.951	24.326	333.7		
17	1'31.366	20.564	24.531	21.841	24.430	332.1	9	1'31.096	20.395	24.517	21.796	24.388	335.4		
Fastest Lap: Raul FERNANDEZ SPA Trackhouse MotoGP Team 1'29.976							20.113	24.145	21.542	24.176					

These data/results cannot be reproduced, stored and/or transmitted in whole or in part by any manner of electronic, mechanical, photocopying, recording, broadcasting or otherwise now known or herein after developed without the previous express consent by the copyright owner, except for reproduction in daily press and regular printed publications on sale to the public within 60 days of the event related to those data/results and always provided that copyright symbol appears together as follows below.

© DORNA, 2025

Official MotoGP Timing by  TISSOT

www.motogp.com

Cheste, Sunday, November 16, 2025

Page 6 of 7



Race

MotoGP™

Lap	Lap Time	T1	T2	T3	T4	Speed	Lap	Lap Time	T1	T2	T3	T4	Speed
13	1'31.435	20.528	24.609	21.855	24.443	332.1	Run #	1	Front Tyre	Slick-Hard	Rear Tyre	Slick-Medium	
14	1'31.451	20.493	24.578	21.933	24.447	328.9			New Tyre			New Tyre	
15	1'31.174	20.494	24.475	21.856	24.349	328.9	unfinished	26.223					252.7
16	1'31.289	20.454	24.591	21.867	24.377	333.7							
17	1'31.171	20.408	24.556	21.820	24.387	332.1							
18	1'31.275	20.448	24.548	21.898	24.381	332.1							
19	1'31.391	20.453	24.573	21.903	24.462	337.0							
20	1'31.406	20.467	24.599	21.911	24.429	332.1							
21	1'31.500	20.475	24.679	21.893	24.453	335.4							
22	1'31.662	20.498	24.686	21.965	24.513	333.7							
23	1'55.479 P	26.921	25.663	25.586	37.309	333.7							

21st

1

Jorge MARTIN

APRILIA

SPA

Aprilia Racing

Runs=1 Total laps=15 Full laps=13 Valid laps=12

Run #	1	Front Tyre	Slick-Hard	Rear Tyre	Slick-Medium	
			New Tyre		New Tyre	
1	1'39.824	27.511	25.511	22.275	24.527	254.6
2	1'34.150	20.490	24.548	24.386	24.726	332.1
3	1'33.845	20.310	24.542	24.181	24.812	327.4
4	1'31.173	20.320	24.561	21.847	24.445	324.3
5	1'30.923	20.259	24.497	21.776	24.391	325.8
6	1'31.285	20.239	24.510	21.896	24.640	327.4
7	1'32.138 *	21.003 *	24.738	21.950	24.447	325.8
8	1'31.156	20.294	24.467	21.890	24.505	330.5
9	1'31.292	20.295	24.665	21.870	24.462	325.8
10	1'31.523	20.460	24.593	21.898	24.572	328.9
11	1'31.147	20.259	24.535	21.882	24.471	327.4
12	1'31.205	20.297	24.575	21.873	24.460	333.7
13	1'31.228	20.270	24.517	21.893	24.548	330.5
14	1'32.651	20.326	24.683	22.548	25.094	335.4
15	1'48.022 P	22.918	28.285	23.774	33.045	325.8

22nd

79

Ai OGURA

APRILIA

JPN

Trackhouse MotoGP Team

Runs=1 Total laps=6 Full laps=5 Valid laps=5

Run #	1	Front Tyre	Slick-Hard	Rear Tyre	Slick-Medium	
			New Tyre		New Tyre	
1	1'38.979	26.310	26.336	21.986	24.347	256.5
2	1'30.566	20.310	24.547	21.590	24.119	335.4
3	1'30.761	20.347	24.507	21.732	24.175	330.5
4	1'30.742	20.209	24.380	21.585	24.568	337.0
5	1'30.517	20.304	24.408	21.625	24.180	332.1
6	1'30.902	20.352	24.466	21.810	24.274	330.5

23rd

21

Franco MORBIDELLI

DUCATI

ITA

Pertamina Enduro VR46 Racing Team

Runs=1 Total laps=1 Full laps=0 Valid laps=0

Run #	1	Front Tyre	Slick-Hard	Rear Tyre	Slick-Medium	
			New Tyre		New Tyre	
1	2'32.932 P	57.483	30.450	26.014	38.985	

24th

63

Francesco BAGNAIA

DUCATI

ITA

Ducati Lenovo Team

Runs=1 Total laps=0 Full laps=0 Valid laps=0

Fastest Lap:	Raul FERNANDEZ	SPA	Trackhouse MotoGP Team	1'29.976	20.113	24.145	21.542	24.176
---------------------	----------------	-----	------------------------	-----------------	--------	--------	--------	--------

These data/results cannot be reproduced, stored and/or transmitted in whole or in part by any manner of electronic, mechanical, photocopying, recording, broadcasting or otherwise now known or herein after developed without the previous express consent by the copyright owner, except for reproduction in daily press and regular printed publications on sale to the public within 60 days of the event related to those data/results and always provided that copyright symbol appears together as follows below.


© DORNA, 2025

Official MotoGP Timing by  TISSOT

www.motogp.com

Cheste, Sunday, November 16, 2025

Page 7 of 7



Circuit Ricardo Tormo 4005 m.

ANALYSIS BY LAP

MOTUL GRAND PRIX OF THE VALENCIAN COMMUNITY RACE

Num	Lap Time	Gap												
Lap 1			35	1'31.461	5.959	88	1'30.622	5.522	23	1'30.771	5.602	43	1'30.690	4.542
72	1'34.417		42	1'31.364	6.007	36	1'33.131	5.972	20	1'30.855	5.977	10	1'30.576	4.916
73	1'34.955	0.538	7	1'31.356	6.093	79	1'30.742	6.116	12	1'30.926	6.652	33	1'30.732	5.720
49	1'35.392	0.975	11	1'31.266	6.574	35	1'31.176	7.897	88	1'30.893	6.795	23	1'30.858	6.241
25	1'35.722	1.305	1	1'34.150	9.343	42	1'31.098	7.954	36	1'30.946	7.068	20	1'30.956	6.875
37	1'35.983	1.566	Lap 3			7	1'31.083	8.334	79	1'30.902	7.213	88	1'31.117	7.784
54	1'36.462	2.045	72	1'30.124		11	1'31.077	8.497	41	1'31.149	8.874	36	1'30.874	7.995
36	1'36.654	2.237	73	1'30.104	0.368	5	1'33.429	9.059	42	1'31.170	10.278	12	1'31.243	8.611
43	1'36.812	2.395	25	1'30.023	1.237	1	1'31.173	14.060	35	1'31.913	10.907	41	1'31.024	9.471
10	1'36.916	2.499	49	1'30.474	1.553	Lap 5			5	1'31.394	11.267	42	1'31.043	11.268
33	1'37.116	2.699	37	1'30.349	1.779	72	1'30.169		7	1'31.883	11.442	5	1'30.922	12.244
20	1'37.328	2.911	54	1'30.615	2.854	73	1'30.175	0.311	11	1'31.559	11.522	11	1'31.322	13.194
23	1'37.377	2.960	36	1'30.620	3.018	25	1'30.088	0.955	1	1'31.285	15.946	35	1'32.670	14.089
41	1'37.647	3.230	43	1'30.630	3.219	37	1'30.283	1.995	Lap 7			7	1'31.843	14.547
88	1'37.820	3.403	10	1'30.575	3.327	49	1'30.537	2.449	72	1'30.442		1	1'31.156	18.180
12	1'38.031	3.614	33	1'30.650	3.635	54	1'30.588	3.605	73	1'30.318	0.295	Lap 9		
5	1'38.366	3.949	23	1'30.735	3.953	43	1'30.538	4.006	25	1'30.338	0.934	72	1'30.382	
79	1'38.979	4.562	20	1'30.671	4.141	10	1'30.629	4.376	37	1'30.789	2.698	73	1'30.795	0.611
35	1'39.129	4.712	41	1'30.675	4.348	33	1'30.766	4.715	49	1'30.840	3.347	25	1'30.786	1.106
42	1'39.274	4.857	12	1'30.702	4.798	23	1'30.721	4.984	54	1'30.570	4.160	37	1'31.082	3.767
7	1'39.368	4.951	88	1'30.849	5.077	20	1'30.851	5.275	43	1'30.577	4.470	49	1'31.045	4.106
1	1'39.824	5.407	79	1'30.761	5.551	12	1'30.737	5.879	10	1'30.677	4.958	54	1'30.908	4.825
11	1'39.939	5.522	5	1'31.305	5.807	88	1'30.702	6.055	33	1'30.807	5.606	43	1'30.951	5.111
21	2'32.932	58.515	35	1'31.063	6.898	36	1'30.472	6.275	23	1'30.841	6.001	10	1'30.802	5.336
Lap 2			42	1'31.150	7.033	79	1'30.517	6.464	20	1'31.002	6.537	33	1'30.854	6.192
72	1'30.214		7	1'31.459	7.428	41	1'33.048	7.878	88	1'30.932	7.285	23	1'31.320	7.179
73	1'30.064	0.388	11	1'31.147	7.597	35	1'31.419	9.147	36	1'31.113	7.739	20	1'31.052	7.545
49	1'30.442	1.203	1	1'33.845	13.064	42	1'31.476	9.261	12	1'31.776	7.986	88	1'31.039	8.441
25	1'30.247	1.338	Lap 4			7	1'31.547	9.712	41	1'30.633	9.065	36	1'31.026	8.639
37	1'30.202	1.554	72	1'30.177		5	1'31.136	10.026	42	1'31.007	10.843	12	1'31.096	9.325
54	1'30.532	2.363	73	1'30.114	0.305	11	1'31.788	10.116	5	1'31.115	11.940	41	1'31.094	10.183
36	1'30.499	2.522	25	1'29.976	1.036	1	1'30.923	14.814	35	1'31.572	12.037	42	1'30.989	11.875
43	1'30.532	2.713	37	1'30.279	1.881	Lap 6			11	1'31.410	12.490	5	1'31.011	12.873
10	1'30.591	2.876	49	1'30.705	2.081	72	1'30.153		7	1'32.322	13.322	11	1'30.960	13.772
33	1'30.624	3.109	54	1'30.509	3.186	73	1'30.261	0.419	1	1'32.138	17.642	35	1'31.702	15.409
23	1'30.596	3.342	43	1'30.595	3.637	25	1'30.236	1.038	Lap 8			7	1'31.763	15.928
20	1'30.897	3.594	10	1'30.766	3.916	37	1'30.509	2.351	72	1'30.618		1	1'31.292	19.090
41	1'30.781	3.797	33	1'30.660	4.118	49	1'30.653	2.949	73	1'30.521	0.198	Lap 10		
12	1'30.820	4.220	23	1'30.656	4.432	54	1'30.580	4.032	25	1'30.386	0.702	72	1'30.527	
88	1'31.163	4.352	20	1'30.629	4.593	43	1'30.482	4.335	37	1'30.987	3.067	73	1'30.782	0.866
5	1'30.891	4.626	41	1'30.828	4.999	10	1'30.500	4.723	49	1'30.714	3.443	25	1'30.503	1.082
79	1'30.566	4.914	12	1'30.690	5.311	33	1'30.679	5.241	54	1'30.757	4.299	37	1'30.799	4.039

Lapped rider

These data/results cannot be reproduced, stored and/or transmitted in whole or in part by any manner of electronic, mechanical, photocopying, recording, broadcasting or otherwise now known or herein after developed without the previous express consent by the copyright owner, except for reproduction in daily press and regular printed publications on sale to the public within 60 days of the event related to those data/results and always provided that copyright symbol appears together as follows below.

© DORNA, 2025

Official MotoGP Timing by

www.motogp.com


Cheste, Sunday, November 16, 2025

Num	Lap Time	Gap															
49	1'30.832	4.411	36	1'30.775	9.021	35	1'31.672	20.280	37	1'30.796	3.395	88	1'31.479	13.812			
43	1'30.996	5.580	88	1'30.975	9.865	7	1'31.779	22.066	49	1'31.011	4.779	12	1'31.391	14.981			
54	1'31.318	5.616	12	1'31.533	11.326	1	1'32.651	23.599	43	1'31.308	7.206	41	1'31.432	15.792			
10	1'30.882	5.691	41	1'31.797	12.185				54	1'31.011	7.279	42	1'31.363	16.291			
33	1'30.695	6.360	42	1'31.043	12.931	Lap 15						10	1'30.997	7.528	5	1'31.304	16.472
23	1'31.005	7.657	5	1'31.187	14.107	72	1'30.947		33	1'31.216	8.696	11	1'31.308	20.259			
20	1'31.115	8.133	11	1'31.642	15.979	25	1'30.684	0.740	23	1'31.279	11.580	35	1'32.084	26.941			
36	1'30.626	8.738	35	1'31.575	18.496	73	1'30.931	2.619	36	1'31.281	11.702	7	1'31.944	27.149			
88	1'31.042	8.956	7	1'31.655	19.073	37	1'30.548	3.542	20	1'31.400	12.235	Lap 20					
12	1'31.078	9.876	1	1'31.205	21.139	49	1'30.845	4.354	88	1'31.410	12.601	72	1'31.045				
41	1'30.973	10.629	Lap 13			43	1'31.150	6.463	12	1'31.171	13.887	25	1'30.891	0.725			
42	1'30.874	12.222	72	1'30.688		54	1'31.033	6.921	41	1'31.366	14.512	37	1'31.142	4.342			
5	1'30.899	13.245	25	1'30.657	1.118	10	1'31.109	7.229	42	1'31.348	15.213	73	1'31.723	4.816			
11	1'31.130	14.375	73	1'31.148	2.298	33	1'30.992	7.899	5	1'31.255	15.466	49	1'31.118	4.960			
35	1'31.763	16.645	37	1'30.674	3.943	23	1'31.361	10.511	11	1'31.693	19.159	54	1'30.864	7.582			
7	1'31.684	17.085	49	1'30.684	4.400	36	1'31.373	10.614	35	1'32.377	24.165	43	1'31.266	8.801			
1	1'31.523	20.086	43	1'30.776	5.986	20	1'31.332	10.882	7	1'31.745	25.087	10	1'31.226	8.882			
Lap 11			54	1'30.907	6.634	88	1'31.318	11.309	Lap 18			33	1'31.260	9.957			
72	1'30.520		10	1'30.933	6.904	12	1'31.174	13.020	72	1'30.749		23	1'31.306	13.008			
25	1'30.850	1.412	33	1'30.888	7.510	41	1'31.217	13.458	25	1'30.924	0.955	36	1'31.588	13.463			
73	1'31.184	1.530	23	1'32.008	9.595	42	1'31.380	14.255	73	1'31.135	3.672	20	1'31.444	13.569			
37	1'30.645	4.164	36	1'31.359	9.692	5	1'31.109	14.716	37	1'31.150	3.796	88	1'31.222	13.989			
49	1'30.630	4.521	20	1'31.760	9.860	11	1'31.503	17.707	49	1'30.904	4.934	12	1'31.406	15.342			
43	1'30.881	5.941	88	1'31.162	10.339	35	1'31.774	21.107	54	1'31.323	7.853	41	1'31.384	16.131			
54	1'31.274	6.370	12	1'31.435	12.073	7	1'31.959	23.078	43	1'31.509	7.966	42	1'31.274	16.520			
10	1'31.396	6.567	41	1'31.094	12.591	1	1'48.022	40.674	10	1'31.309	8.088	5	1'31.241	16.668			
33	1'31.127	6.967	42	1'31.050	13.293	Lap 16			33	1'31.162	9.109	11	1'31.366	20.580			
23	1'31.011	8.148	5	1'30.942	14.361	72	1'30.799		23	1'31.309	12.140	7	1'32.436	28.540			
20	1'30.959	8.572	11	1'31.191	16.482	25	1'30.779	0.720	36	1'31.326	12.279	35	1'32.662	28.558			
36	1'30.807	9.025	35	1'31.531	19.339	73	1'31.096	2.916	20	1'31.333	12.819	Lap 21					
88	1'31.233	9.669	7	1'32.633	21.018	37	1'30.650	3.393	88	1'31.304	13.156	72	1'30.847				
12	1'31.216	10.572	1	1'31.228	21.679	49	1'31.007	4.562	12	1'31.275	14.413	25	1'30.875	0.753			
41	1'31.058	11.167	Lap 14			43	1'31.028	6.692	41	1'31.420	15.183	37	1'31.084	4.579			
42	1'30.965	12.667	72	1'30.731		54	1'30.940	7.062	42	1'31.287	15.751	49	1'31.116	5.229			
5	1'30.974	13.699	25	1'30.616	1.003	10	1'30.895	7.325	5	1'31.274	15.991	73	1'31.734	5.703			
11	1'31.261	15.116	73	1'31.068	2.635	33	1'31.174	8.274	11	1'31.364	19.774	54	1'30.880	7.615			
35	1'31.575	17.700	37	1'30.729	3.941	23	1'31.383	11.095	35	1'32.264	25.680	43	1'31.314	9.268			
7	1'31.632	18.197	49	1'30.787	4.456	36	1'31.400	11.215	7	1'31.690	26.028	10	1'31.243	9.278			
1	1'31.147	20.713	43	1'31.005	6.260	20	1'31.546	11.629	Lap 19			33	1'31.181	10.291			
Lap 12			54	1'30.932	6.835	88	1'31.475	11.985	72	1'30.823		23	1'31.403	13.564			
72	1'30.779		10	1'30.894	7.067	12	1'31.289	13.510	25	1'30.747	0.879	20	1'31.359	14.081			
25	1'30.516	1.149	33	1'31.075	7.854	41	1'31.281	13.940	73	1'31.289	4.138	36	1'32.117	14.733			
73	1'31.087	1.838	23	1'31.233	10.097	42	1'31.203	14.659	37	1'31.272	4.245	88	1'31.720	14.862			
37	1'30.572	3.957	36	1'31.227	10.188	5	1'31.088	15.005	49	1'30.776	4.887	12	1'31.500	15.995			
49	1'30.662	4.404	20	1'31.368	10.497	11	1'31.352	18.260	54	1'30.733	7.763	41	1'31.574	16.858			
43	1'30.736	5.898	88	1'31.330	10.938	35	1'32.274	22.582	43	1'31.437	8.580	42	1'31.471	17.144			
54	1'30.824	6.415	12	1'31.451	12.793	7	1'31.857	24.136	10	1'31.436	8.701	5	1'31.547	17.368			
10	1'30.871	6.659	41	1'31.328	13.188	Lap 17			33	1'31.456	9.742	11	1'31.851	21.584			
33	1'31.122	7.310	42	1'31.260	13.822	72	1'30.794		23	1'31.430	12.747	7	1'32.601	30.294			
23	1'30.906	8.275	5	1'30.924	14.554	25	1'30.854	0.780	36	1'31.464	12.920	35	1'33.109	30.820			
20	1'30.995	8.788	11	1'31.400	17.151	73	1'31.164	3.286	20	1'31.174	13.170						

Lapped rider

These data/results cannot be reproduced, stored and/or transmitted in whole or in part by any manner of electronic, mechanical, photocopying, recording, broadcasting or otherwise now known or herein after developed without the previous express consent by the copyright owner, except for reproduction in daily press and regular printed publications on sale to the public within 60 days of the event related to those data/results and always provided that copyright symbol appears together as follows below.

© DORNA, 2025

Official MotoGP Timing by  TISSOT

www.motogp.com

Cheste, Sunday, November 16, 2025

Page 2 of 3



Num	Lap Time	Gap						
Lap 22			43	1'31.849	11.578	25	1'31.516	0.686
72	1'31.118		33	1'31.654	11.737	49	1'30.983	3.765
25	1'30.996	0.631	23	1'31.754	15.105	37	1'31.720	4.749
37	1'30.901	4.362	88	1'31.835	17.220	54	1'31.472	8.048
49	1'30.622	4.733	36	1'32.236	17.544	73	1'31.806	8.166
73	1'31.364	5.949	5	1'31.512	19.594	10	1'32.371	12.644
54	1'30.967	7.464	42	1'31.867	20.477	33	1'32.211	14.582
10	1'31.254	9.414	41	1'34.125	22.315	43	1'33.168	15.497
43	1'31.856	10.006	11	1'32.113	23.924	23	1'32.148	17.460
33	1'31.407	10.580	7	1'32.007	33.479	88	1'31.912	19.304
23	1'31.348	13.794	35	1'32.341	34.685	5	1'31.827	21.286
20	1'31.311	14.274	Lap 25			36	1'33.388	22.079
36	1'31.848	15.463	72	1'31.039		42	1'32.399	23.255
88	1'32.034	15.778	25	1'30.988	0.381	11	1'32.041	26.144
12	1'31.662	16.539	37	1'30.921	3.962	7	1'32.257	36.854
41	1'31.861	17.601	49	1'30.882	4.059	35	1'32.724	39.136
5	1'31.794	18.044	73	1'31.294	7.152			
42	1'32.083	18.109	54	1'31.004	7.712			
11	1'31.679	22.145	10	1'31.569	10.884			
7	1'32.174	31.350	43	1'31.977	12.516			
35	1'32.250	31.952	33	1'31.978	12.676			
Lap 23			23	1'31.734	15.800			
72	1'30.999		88	1'31.804	17.985			
25	1'30.908	0.540	36	1'32.246	18.751			
37	1'30.813	4.176	5	1'31.527	20.082			
49	1'30.658	4.392	42	1'31.703	21.141			
73	1'31.549	6.499	11	1'31.702	24.587			
54	1'31.118	7.583	7	1'32.206	34.646			
10	1'31.374	9.789	35	1'32.648	36.294			
43	1'31.711	10.718	41	2'01.210	52.486			
33	1'31.491	11.072	Lap 26					
23	1'31.545	14.340	72	1'31.169				
20	1'31.311	14.586	25	1'31.157	0.369			
36	1'31.833	16.297	49	1'31.091	3.981			
88	1'31.595	16.374	37	1'31.435	4.228			
5	1'32.026	19.071	73	1'31.576	7.559			
41	1'32.577	19.179	54	1'31.232	7.775			
42	1'32.489	19.599	10	1'31.757	11.472			
11	1'31.654	22.800	43	1'32.181	13.528			
7	1'32.110	32.461	33	1'32.063	13.570			
35	1'32.380	33.333	23	1'31.880	16.511			
12	1'55.479	41.019	88	1'31.775	18.591			
Lap 24			36	1'32.308	19.890			
72	1'30.989		5	1'31.745	20.658			
25	1'30.881	0.432	42	1'32.083	22.055			
37	1'30.893	4.080	11	1'31.884	25.302			
49	1'30.813	4.216	7	1'32.319	35.796			
73	1'31.387	6.897	35	1'32.486	37.611			
54	1'31.153	7.747	Lap 27					
10	1'31.554	10.354	72	1'31.199				

Lapped rider

These data/results cannot be reproduced, stored and/or transmitted in whole or in part by any manner of electronic, mechanical, photocopying, recording, broadcasting or otherwise now known or herein after developed without the previous express consent by the copyright owner, except for reproduction in daily press and regular printed publications on sale to the public within 60 days of the event related to those data/results and always provided that copyright symbol appears together as follows below.

© DORNA, 2025

Official MotoGP Timing by  TISSOT


www.motogp.com

Cheste, Sunday, November 16, 2025

Page 3 of 3

2025 ROOKIE OF THE YEAR CLASSIFICATION

MOTUL GRAND PRIX OF THE VALENCIAN COMMUNITY




Circuit Ricardo Tormo 4005 m.

Rider	Points	Leader	Prev	THA	ARG	AME	QAT	SPA	FRA	GBR	ARA	ITA	NED	GER	CZE	AUT	HUN	CAT	RSM	JPN	INA	AUS	MAL	POR	VAL
1 ALDEGUER Fermin [SPA]	214			3	-	-	17	5	23	8	17	5	3	11	5	24	5	1	14	6	34	2	3	17	11
				- 3	- -	- -	6 11	5 -	7 16	- 8	7 10	1 4	3 -	- 11	- 5	4 20	5 -	- 1	4 10	- 6	9 25	- 2	3 -	4 13	- 11
2 OGURA Ai [JPN]	89	125	125	17	-	8	4	8	6	-	-	6	-	-	2	2	5	11	-	1	-	3	6	9	1
				6 11	- -	1 7	3 1	- 8	- 6	- -	- -	- 6	- -	- -	- 2	- 2	- 5	1 10	- -	1 -	- -	- 3	- 6	- 9	1
3 CHANTRA Somkiat [THA]	7	207	82	-	-	-	-	-	-	-	-	-	1	-	-	-	-	-	1	1	3	-	1	-	-
				- -	- -	- -	- -	- -	- -	- -	- -	- -	- 1	- -	- -	- -	- -	- -	- 1	- 1	- 3	- -	- 1	- -	- -

These data/results cannot be reproduced, stored and/or transmitted in whole or in part by any manner of electronic, mechanical, photocopying, recording, broadcasting or otherwise now known or herein after developed without the previous express consent by the copyright owner, except for reproduction in daily press and regular printed publications on sale to the public within 60 days of the event related to those data/results and always provided that copyright symbol appears together as follows below.

© DORNA, 2025




2025 INDEPENDENT TEAM CLASSIFICATION

MOTUL GRAND PRIX OF THE VALENCIAN COMMUNITY

Rider	Points	Leader	Prev	THA	ARG	AME	QAT	SPA	FRA	GBR	ARA	ITA	NED	GER	CZE	AUT	HUN	CAT	RSM	JPN	INA	AUS	MAL	POR	VAL
1 MARQUEZ Alex [SPA]	467			29 9 20	29 9 20	29 9 20	19 9 10	34 9 25	9 9 -	23 12 11	29 9 20	29 9 20	9 9 -	22 2 20	- - -	15 9 6	4 2 2	25 - 25	25 9 16	10 - 10	22 6 16	17 4 13	34 9 25	32 12 20	32 12 20
2 DI GIANNANTONIO Fabio [ITA]	262	205	205	6 - 6	16 5 11	22 6 16	4 4 -	15 4 11	11 3 8	14 7 7	11 4 7	21 5 16	16 6 10	6 6 -	- - -	2 2 -	10 9 1	7 7 -	18 7 11	3 - 3	9 2 7	25 5 20	10 - 10	13 5 8	13 5 8
3 MORBIDELLI Franco [ITA]	231	236	31	18 5 13	19 3 16	18 5 13	23 7 16	6 6 -	1 - 1	13 - 13	17 6 11	13 3 10	11 2 9	- - -	- - -	5 - 5	17 7 10	- - -	19 6 13	16 5 11	11 3 8	1 - 1	19 6 13	- - -	- - -
4 ALDEGUER Fermin [SPA]	214	253	17	3 - 3	- - -	- - -	17 6 11	5 5 -	23 7 16	8 - 8	17 7 10	5 1 4	3 3 -	11 - 11	5 - 5	24 4 20	5 5 -	1 - 1	14 4 10	6 - 6	34 9 25	2 - 2	3 3 -	17 4 13	17 4 13
5 FERNANDEZ Raul [SPA]	172	295	42	- - -	1 - 1	4 - 4	- - -	1 - 1	9 - 9	4 - 4	6 - 6	11 2 9	8 - 8	7 - 7	15 4 11	7 - 7	- - -	5 - 5	6 1 5	11 2 9	17 7 10	34 9 25	- - -	- - -	- - -
6 ZARCO Johann [FRA]	148	319	24	9 - 9	16 6 10	- - -	13 - 13	5 - 5	29 4 25	25 5 20	- - -	- - -	4 - 4	3 3 -	5 2 3	5 1 4	- - -	3 3 -	- - -	7 - 7	4 - 4	- - -	6 2 4	10 3 7	10 3 7
7 BASTIANINI Enea [ITA]	112	355	36	7 - 7	- - -	9 - 9	5 - 5	7 - 7	3 - 3	- - -	4 - 4	- - -	7 - 7	- - -	7 7 -	14 3 11	- - -	21 5 16	- - -	5 - 5	- - -	7 - 7	10 1 9	- - -	- - -
8 OGURA Ai [JPN]	89	378	23	17 6 11	- - -	8 1 7	4 3 1	8 - 8	6 - 6	- - -	- - -	6 - 6	- - -	- - -	2 - 2	2 - 2	5 - 5	11 1 10	- - -	1 1 -	- - -	3 - 3	6 - 6	9 - 9	9 - 9
9 MILLER Jack [AUS]	79	388	10	5 - 5	3 - 3	11 - 11	- - -	- - -	- - -	10 1 9	2 - 2	- - -	2 - 2	13 5 8	6 - 6	- - -	- - -	2 - 2	4 - 4	- - -	2 - 2	6 6 -	2 - 2	4 - 4	4 - 4
10 VIÑALES Maverick [SPA]	72	395	7	- - -	4 - 4	2 - 2	2 - 2	16 3 13	16 5 11	5 - 5	3 3 -	6 6 -	15 4 11	- - -	- - -	- - -	- - -	3 - 3	- - -	- - -	- - -	- - -	- - -	- - -	- - -
11 OLIVEIRA Miguel [POR]	43	424	29	2 - 2	- - -	- - -	- - -	- - -	- - -	- - -	1 - 1	3 - 3	- - -	- - -	- - -	- - -	4 - 4	7 - 7	7 - 7	2 - 2	6 1 5	4 - 4	- - -	2 - 2	2 - 2
12 ESPARGARO Pol [SPA]	29	438	14	- - -	- - -	- - -	- - -	- - -	- - -	- - -	- - -	- - -	- - -	- - -	8 1 7	- - -	8 - 8	- - -	- - -	- - -	- - -	7 1 6	- - -	6 - 6	6 - 6

These data/results cannot be reproduced, stored and/or transmitted in whole or in part by any manner of electronic, mechanical, photocopying, recording, broadcasting or otherwise now known or herein after developed without the previous express consent by the copyright owner, except for reproduction in daily press and regular printed publications on sale to the public within 60 days of the event related to those data/results and always provided that copyright symbol appears together as follows below.
 © DORNA, 2025



2025 INDEPENDENT TEAM CLASSIFICATION

MOTUL GRAND PRIX OF THE VALENCIAN COMMUNITY


Rider	Points	Leader	Prev	THA	ARG	AME	QAT	SPA	FRA	GBR	ARA	ITA	NED	GER	CZE	AUT	HUN	CAT	RSM	JPN	INA	AUS	MAL	POR	VAL
13 CHANTRA Somkiat [THA]	7	460	22	-	-	-	-	-	-	-	-	-	1	-	-	-	-	-	1	1	3	-	1	-	-
				-	-	-	-	-	-	-	-	-	-	-	-	-	-	-	-	-	-	-	-	-	-
14 FERNANDEZ Augusto [SPA]	3	464	4	-	-	3	-	-	-	-	-	-	-	-	-	-	-	-	-	-	-	-	-	-	-
				-	-	-	-	-	-	-	-	-	-	-	-	-	-	-	-	-	-	-	-	-	-

Team	Points	Leader	Previous	THA	ARG	AME	QAT	SPA	FRA	GBR	ARA	ITA	NED	GER	CZE	AUT	HUN	CAT	RSM	JPN	INA	AUS	MAL	POR	VAL
1 BK8 GRESINI RACING MOTOGP	681			32	29	29	36	39	32	31	46	34	12	33	5	39	9	26	39	16	56	19	37	49	33
2 PERTAMINA ENDURO VR46 RACING TEAM	493	188	188	24	35	40	27	21	12	27	28	34	27	6	-	7	27	7	37	19	20	26	29	13	27
3 TRACKHOUSE MOTOGP TEAM	261	420	232	17	1	12	4	9	15	4	6	17	8	7	17	9	5	16	6	12	17	37	6	9	27
4 RED BULL KTM TECH3	213	468	48	7	4	11	7	23	19	5	7	6	22	-	15	14	8	24	-	5	-	14	10	6	6
5 LCR HONDA	155	526	58	9	16	-	13	5	29	25	-	-	5	3	5	5	-	3	1	8	7	-	7	10	4
6 PRIMA PRAMAC YAMAHA MOTOGP	125	556	30	7	3	14	-	-	-	10	3	3	2	13	6	-	4	9	11	2	8	10	2	6	12

These data/results cannot be reproduced, stored and/or transmitted in whole or in part by any manner of electronic, mechanical, photocopying, recording, broadcasting or otherwise now known or herein after developed without the previous express consent by the copyright owner, except for reproduction in daily press and regular printed publications on sale to the public within 60 days of the event related to those data/results and always provided that copyright symbol appears together as follows below.
 © DORNA, 2025

2025 RIDERS PERFORMANCE

MOTUL GRAND PRIX OF THE VALENCIAN COMMUNITY



Circuit Ricardo Tormo .005 m.

(Qualifying Position / Sprint Starting Position - Sprint Position / Race Starting Position - Race Position)

#	Rider	Pts	THA	ARG	AME	QAT	SPA	FRA	GBR	ARA	ITA	NED	GER	CZE	AUT	HUN	CAT	RSM	JPN	INA	AUS	MAL	POR	VAL
1	MARQUEZ Marc	545	1	1	1	1	2	2	4	1	1	4	1	2	4	1	3	4	3	9	-	-	-	-
			1-1	1-1	1-1	1-1	2-1	2-1	4-2	1-1	1-1	4-1	1-1	2-1	4-1	1-1	3-1	4-NC	3-2	9-6	-	-	-	-
			1-1	1-1	1-NC	1-1	2-12	2-2	4-3	1-1	1-1	4-1	1-1	2-1	4-1	1-1	3-2	4-1	3-2	9-NL	-	-	-	-
2	MARQUEZ Alex	467	2	2	3	2	4	3	2	2	3	3	6	8	2	11	1	2	8	7	6	2	5	2
			2-2	2-2	3-2	2-2	4-2	3-2	2-1	2-2	3-2	3-2	6-8	8-17	2-2	11-8	1-NC	2-2	8-10	7-4	6-6	2-2	5-1	2-1
			2-2	2-2	3-2	2-6	4-1	3-NC	2-5	2-2	3-2	3-NC	5-2	8-NC	2-10	14-14	1-1	2-3	8-6	7-3	6-4	2-1	5-2	2-6
3	BEZZECCHI Marco	353	9	9	13	13	11	7	11	20	10	5	3	4	1	2	12	1	9	1	2	14	1	1
			9-12	9-6	13-10	13-9	11-8	7-17	11-4	20-8	10-6	5-3	3-2	4-4	1-4	2-7	12-NC	1-1	9-NL	1-1	2-1	14-6	1-3	1-5
			8-6	9-NL	13-6	13-9	11-14	7-14	10-1	20-8	10-5	5-2	3-NC	4-2	1-3	2-3	12-NC	1-2	9-4	1-NL	2-3	14-11	1-1	1-1
4	ACOSTA Pedro	307	7	5	4	12	12	12	14	5	8	9	5	7	7	7	5	9	4	5	5	5	2	5
			7-6	5-9	4-7	12-11	12-10	12-19	14-8	5-5	8-NL	9-9	5-9	7-2	7-3	7-17	5-4	9-5	4-3	5-NC	5-3	5-3	2-2	5-2
			6-19	5-8	4-NC	12-8	12-7	12-4	14-6	5-4	8-8	9-4	4-NC	7-3	7-4	7-2	5-4	9-NC	4-17	5-2	5-5	5-2	2-3	5-4
5	BAGNAIA Francesco	288	3	4	6	11	3	6	3	4	2	2	11	1	3	15	21	8	1	16	11	1	4	16
			3-3	4-3	6-3	11-8	3-3	6-NC	3-6	4-12	2-3	2-5	11-12	1-7	3-NC	15-13	21-14	8-13	1-1	16-14	11-19	1-1	4-8	16-14
			3-3	4-4	6-1	11-2	3-3	6-16	3-NC	4-3	2-4	2-3	10-3	1-4	3-8	13-9	21-7	8-NC	1-1	16-NC	14-NC	1-NC	4-NC	16-NL
6	DI GIANNANTONIO Fabio	262	13	6	2	5	8	17	7	10	7	8	8	13	15	3	6	7	12	11	10	8	9	3
			13-NC	6-5	2-4	5-6	8-6	17-7	7-3	10-6	7-5	8-4	8-4	13-NC	15-8	3-2	6-3	7-3	12-13	11-8	10-5	8-10	9-5	3-3
			13-10	6-5	2-3	5-16	8-5	17-8	7-9	10-9	7-3	8-6	7-NC	13-16	15-NC	22-15	6-NC	7-5	12-13	11-9	10-2	8-6	9-8	3-3
7	MORBIDELLI Franco	231	6	8	5	4	5	9	10	3	6	6	4	-	8	5	4	5	6	13	17	3	15	7
			6-5	8-7	5-5	4-3	5-4	9-15	10-11	3-4	6-7	6-8	4-NC	-	8-14	5-3	4-NC	5-4	6-5	13-7	17-15	3-4	15-15	7-6
			9-4	8-3	5-4	4-3	5-NC	9-15	13-4	3-5	6-6	6-7	-	-	8-11	5-6	4-NC	5-4	6-5	13-8	17-15	3-4	15-NL	25-NC
8	ALDEGUER Fermin	214	15	14	12	8	7	4	5	7	12	7	14	18	6	8	13	10	15	2	7	6	11	9
			15-13	14-19	12-11	8-4	7-5	4-3	5-14	7-3	12-9	7-7	13-10	18-14	6-6	8-5	13-NC	10-6	15-11	2-2	7-NC	6-7	11-6	9-11
			15-13	14-16	12-NC	8-5	7-NC	4-3	5-8	7-6	12-12	7-NC	12-5	18-11	6-2	8-16	13-15	10-6	14-10	2-1	7-14	6-NC	11-4	9-5

NC=Not classified NL=Not finished first lap NP=Not started race re-start N2=Not finished first lap race re-start EX=Excluded NS=Not Started DS=Disqualified

These data/results cannot be reproduced, stored and/or transmitted in whole or in part by any manner of electronic, mechanical, photocopying, recording, broadcasting or otherwise now known or herein after developed without the previous express consent by the copyright owner, except for reproduction in daily press and regular printed publications on sale to the public within 60 days of the event related to those data/results and always provided that copyright symbol appears together as follows below.

© DORNA, 2025

#	Rider	Pts	THA	ARG	AME	QAT	SPA	FRA	GBR	ARA	ITA	NED	GER	CZE	AUT	HUN	CAT	RSM	JPN	INA	AUS	MAL	POR	VAL
9	QUARTARARO Fabio	201	10	7	11	3	1	1	1	9	4	1	7	3	16	6	2	3	5	8	1	4	3	6
			10-7	7-10	11-6	3-5	1-NC	1-4	1-7	9-11	4-10	1-NC	7-3	3-5	16-11	6-NL	2-2	3-NC	5-6	8-NC	1-7	4-5	3-4	6-7
			10-15	7-14	11-10	3-7	1-2	1-NC	1-NC	9-NC	4-14	1-10	6-4	3-6	16-15	6-10	2-5	3-8	5-8	8-7	1-11	4-5	3-6	6-NC
10	FERNANDEZ Raul	172	8	18	19	17	17	10	16	13	11	11	16	6	9	16	15	14	10	3	4	15	22	4
			8-11	18-16	19-17	17-17	17-16	10-10	16-19	13-10	11-8	11-NC	15-13	6-6	9-NC	16-11	15-11	13-9	10-8	3-3	4-2	15-13	-	4-4
			7-NC	17-15	19-12	17-17	17-15	10-7	16-12	13-10	11-7	11-8	14-9	6-5	9-9	15-NC	15-11	14-11	10-7	3-6	4-1	15-NC	-	4-2
11	BINDER Brad	155	14	11	16	18	13	13	19	6	15	16	10	19	11	13	11	16	18	15	13	18	14	15
			14-8	11-NL	16-12	18-14	13-11	13-NC	19-NC	6-9	15-NL	16-10	10-6	19-10	11-5	13-18	11-6	15-NC	18-12	15-10	13-NC	18-16	14-9	15-8
			14-8	11-7	16-NC	18-13	13-6	13-NC	19-14	6-NC	15-9	16-11	9-7	19-8	11-7	12-7	11-NC	16-10	16-12	15-4	16-8	18-9	14-5	15-8
12	ZARCO Johann	148	12	3	15	7	10	11	9	12	14	12	2	9	12	18	7	19	11	18	15	9	6	11
			12-10	3-4	15-16	7-NC	10-NC	11-6	9-5	12-16	14-NL	12-11	2-7	9-8	12-9	18-NL	7-7	18-11	11-NC	18-NC	15-12	9-8	6-7	11-10
			12-7	3-6	15-17	7-4	10-11	11-1	9-2	12-NC	14-NC	12-12	2-NC	9-13	12-12	18-NC	7-NC	19-16	11-9	18-12	13-NC	9-12	6-9	11-12
13	MARINI Luca	142	16	16	7	15	16	16	8	-	-	-	15	16	13	9	10	6	7	6	9	13	13	13
			16-15	16-13	7-8	15-15	16-13	16-12	8-10	-	-	-	14-16	16-15	13-12	9-4	10-8	6-7	7-7	6-13	9-8	13-NC	13-12	13-NC
			16-12	16-10	7-8	15-10	16-10	16-11	8-15	-	-	-	13-6	16-12	13-13	9-5	10-8	6-7	7-NC	6-5	9-6	13-8	13-11	13-7
14	BASTIANINI Enea	112	20	21	17	20	18	18	17	17	16	17	-	11	5	4	9	20	21	17	20	19	16	20
			20-18	21-14	17-13	20-13	18-14	18-13	17-15	17-17	16-11	17-13	-	11-3	5-7	4-NL	9-5	19-10	21-NC	17-NC	20-10	19-9	16-13	20-13
			20-9	20-17	17-7	20-11	18-9	18-13	17-17	17-12	16-NL	20-9	-	11-NC	5-5	4-NC	9-3	20-NC	19-11	17-NC	20-9	19-7	16-18	20-10
15	MIR Joan	96	11	10	8	21	9	15	13	11	18	13	17	5	10	10	17	12	2	12	14	7	7	10
			11-9	10-8	8-NC	-	9-9	15-9	13-12	11-NC	18-14	13-NL	16-14	5-19	10-13	10-6	17-13	-	2-4	12-5	14-11	7-NC	7-NC	10-NC
			11-NC	10-9	8-NC	21-NC	9-NC	15-NL	12-10	11-7	18-11	13-NC	15-NC	5-NC	10-6	10-NC	20-12	12-NL	2-3	12-NC	12-NC	7-3	7-NC	10-13
16	OGURA Ai	89	5	15	18	10	15	19	-	-	21	20	19	21	19	21	8	15	13	-	18	17	12	12
			5-4	15-15	18-9	10-7	15-12	19-14	-	-	21-12	20-16	18-17	21-16	19-15	21-15	8-9	14-12	13-9	-	18-17	17-12	12-11	12-9
			5-5	15-DS	18-9	10-15	15-8	19-10	-	-	21-10	19-NL	17-NC	20-14	19-14	21-11	8-6	15-NC	-	-	18-13	17-10	12-7	12-NC
17	MILLER Jack	79	4	13	9	16	14	8	6	14	13	14	9	10	20	14	14	21	14	14	3	11	8	8
			4-NC	13-11	9-14	16-19	14-NC	8-11	6-9	14-13	13-16	14-14	9-5	10-12	20-17	14-12	14-12	20-14	14-NC	14-11	3-4	11-14	8-14	8-12
			4-11	13-13	9-5	16-NC	14-NC	8-NC	6-7	14-14	13-NC	14-14	8-8	10-10	20-18	17-NC	14-14	21-12	13-NC	14-14	3-NC	11-14	8-12	8-9
18	VIÑALES Maverick	72	18	20	10	6	6	5	18	8	5	10	12	-	21	-	22	17	23	20	-	-	-	21
			18-14	20-18	10-NC	6-10	6-7	5-5	18-13	8-7	5-4	10-6	-	-	-	-	22-17	16-15	23-16	-	-	-	-	21-18
			18-16	19-12	23-14	6-14	6-4	5-5	18-11	8-18	5-NC	10-5	-	-	-	-	22-13	17-NC	21-16	-	-	-	-	21-NC

NC=Not classified NL=Not finished first lap NP=Not started race re-start N2=Not finished first lap race re-start EX=Excluded NS=Not Started DS=Disqualified

These data/results cannot be reproduced, stored and/or transmitted in whole or in part by any manner of electronic, mechanical, photocopying, recording, broadcasting or otherwise now known or herein after developed without the previous express consent by the copyright owner, except for reproduction in daily press and regular printed publications on sale to the public within 60 days of the event related to those data/results and always provided that copyright symbol appears together as follows below.

© DORNA, 2025

Official MotoGP Timing by  TISSOT

www.motogp.com

Cheste, Sunday, November 16, 2025



#	Rider	Pts	THA	ARG	AME	QAT	SPA	FRA	GBR	ARA	ITA	NED	GER	CZE	AUT	HUN	CAT	RSM	JPN	INA	AUS	MAL	POR	VAL	
19	RINS Alex	68	19	12	14	9	23	14	12	15	9	19	18	15	17	20	20	18	19	4	12	10	17	19	
			19-17	12-12	14-15	9-12	23-15	14-8	12-20	15-14	9-18	19-15	17-15	15-18	17-16	20-16	20-15	17-17	19-18	4-12	12-13	10-15	17-17	19-15	
			19-17	12-11	14-11	9-12	23-13	14-12	11-13	15-11	9-15	18-13	16-10	15-15	17-16	20-13	19-NC	18-NC	17-18	4-10	11-7	10-13	17-13	19-14	
20	OLIVEIRA Miguel	43	17	17	-	-	-	20	15	16	17	18	13	17	18	19	16	13	16	10	16	16	19	18	
			17-16	17-NC	-	-	-	20-20	15-16	16-15	17-13	18-12	12-11	17-13	18-18	19-14	16-10	12-16	16-15	10-9	16-14	16-NC	19-16	18-17	
			17-14	-	-	-	-	20-NC	15-16	16-15	17-13	17-NC	11-NC	17-17	18-17	19-12	16-9	13-9	15-14	10-11	15-12	16-19	19-14	18-11	
21	MARTIN Jorge	34	-	-	-	14	-	-	-	-	-	-	-	12	14	17	18	11	17	-	-	-	-	17	
			-	-	-	14-16	-	-	-	-	-	-	-	-	12-11	14-10	17-9	18-NC	11-8	17-NL	-	-	-	-	17-22
			-	-	-	14-NC	-	-	-	-	-	-	-	-	12-7	14-NC	16-4	17-10	11-13	-	-	-	-	-	17-NC
22	ESPARGARO Pol	29	-	-	-	-	-	-	-	-	-	-	-	14	-	12	-	-	-	-	8	12	10	-	
			-	-	-	-	-	-	-	-	-	-	-	-	14-9	-	12-10	-	-	-	-	8-9	12-11	10-10	-
			-	-	-	-	-	-	-	-	-	-	-	-	14-9	-	11-8	-	-	-	-	8-10	12-NC	10-10	-
23	NAKAGAMI Takaaki	10	-	-	-	-	-	22	-	-	19	-	-	20	-	-	-	-	20	-	-	-	-	-	
			-	-	-	-	-	22-16	-	-	19-15	-	-	20-NC	-	-	-	-	-	20-14	-	-	-	-	-
			-	-	-	-	-	22-6	-	-	19-16	-	-	-	-	-	-	-	-	18-NC	-	-	-	-	-
24	SAVADORI Lorenzo	8	22	22	22	-	22	21	20	19	20	15	20	-	-	-	23	-	-	-	19	21	20	-	
			22-20	22-NC	22-20	-	22-19	21-18	20-18	19-18	20-17	15-17	19-18	-	-	-	23-NC	-	-	-	19-16	21-18	20-18	-	
			21-20	-	22-15	-	22-18	21-9	20-18	19-17	20-17	15-NC	18-NC	-	-	-	23-NC	-	-	-	19-16	21-16	20-16	-	
25	FERNANDEZ Augusto	8	-	-	20	19	20	-	-	18	-	-	-	22	-	-	-	22	-	-	-	23	-	23	
			-	-	20-18	19-18	20-17	-	-	18-NC	-	-	-	22-NC	-	-	-	21-18	-	-	-	23-19	-	23-20	
			-	-	20-13	19-NC	20-16	-	-	18-13	-	-	-	21-18	-	-	-	22-14	-	-	-	23-18	-	23-16	
26	CHANTRA Somkiat	7	21	19	21	22	21	-	22	21	22	22	-	-	-	24	23	22	19	21	20	21	24		
			21-19	19-17	21-19	21-20	21-20	-	22-21	21-19	22-19	22-19	-	-	-	-	24-18	22-19	22-17	19-NL	21-18	20-17	21-NC	24-21	
			22-18	18-18	21-16	22-18	21-NC	-	22-19	21-16	22-18	22-15	-	-	-	-	24-16	23-15	20-15	19-13	21-17	20-15	21-17	24-17	
27	BULEGA Nicolo	2	-	-	-	-	-	-	-	-	-	-	-	-	-	-	-	-	-	-	-	-	18	22	
			-	-	-	-	-	-	-	-	-	-	-	-	-	-	-	-	-	-	-	-	-	18-NC	22-16
			-	-	-	-	-	-	-	-	-	-	-	-	-	-	-	-	-	-	-	-	-	18-15	22-15
28	ESPARGARO Aleix	0	-	-	-	-	19	-	21	-	-	21	-	-	-	-	19	-	-	-	-	-	-	14	
			-	-	-	-	19-18	-	21-17	-	-	21-18	-	-	-	-	19-16	-	-	-	-	-	-	14-19	
			-	-	-	-	19-17	-	21-NC	-	-	21-16	-	-	-	-	18-17	-	-	-	-	-	-	14-NC	

NC=Not classified NL=Not finished first lap NP=Not started race re-start N2=Not finished first lap race re-start EX=Excluded NS=Not Started DS=Disqualified

These data/results cannot be reproduced, stored and/or transmitted in whole or in part by any manner of electronic, mechanical, photocopying, recording, broadcasting or otherwise now known or herein after developed without the previous express consent by the copyright owner, except for reproduction in daily press and regular printed publications on sale to the public within 60 days of the event related to those data/results and always provided that copyright symbol appears together as follows below.

© DORNA, 2025

Official MotoGP Timing by  TISSOT

www.motogp.com

Cheste, Sunday, November 16, 2025

#	Rider	Pts	THA	ARG	AME	QAT	SPA	FRA	GBR	ARA	ITA	NED	GER	CZE	AUT	HUN	CAT	RSM	JPN	INA	AUS	MAL	POR	VAL
29	PIRRO Michele	0	-	-	-	-	-	-	-	-	-	-	-	-	-	-	-	-	-	-	22	22	-	-
			-	-	-	-	-	-	-	-	-	-	-	-	-	-	-	-	-	-	22-20	22-20	-	-
			-	-	-	-	-	-	-	-	-	-	-	-	-	-	-	-	-	-	22-18	22-17	-	-

NC=Not classified NL=Not finished first lap NP=Not started race re-start N2=Not finished first lap race re-start EX=Excluded NS=Not Started DS=Disqualified

These data/results cannot be reproduced, stored and/or transmitted in whole or in part by any manner of electronic, mechanical, photocopying, recording, broadcasting or otherwise now known or herein after developed without the previous express consent by the copyright owner, except for reproduction in daily press and regular printed publications on sale to the public within 60 days of the event related to those data/results and always provided that copyright symbol appears together as follows below.

© DORNA, 2025

Official MotoGP Timing by  TISSOT

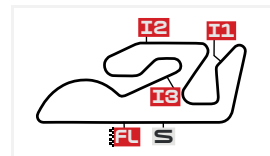
www.motogp.com

Cheste, Sunday, November 16, 2025

OFFICIAL STARTING GRID

MOTUL GRAND PRIX OF THE VALENCIAN COMMUNITY

RACE: 27 LAPS = 108.135 KM



Circuit Ricardo Tormo 4,423 m.

1	3 1'28.853 49 Fabio DI GIANNANTONIO Ducati	2 1'28.835 73 Alex MARQUEZ Ducati	1 1'28.809 72 Marco BEZZECCHI Aprilia
2	6 1'28.978 20 Fabio QUARTARARO Yamaha	5 1'28.905 37 Pedro ACOSTA KTM	4 1'28.867 25 Raul FERNANDEZ Aprilia
3	9 1'29.169 54 Fermin ALDEGUER Ducati	8 1'29.144 43 Jack MILLER Yamaha	7 1'29.066 21 Franco MORBIDELLI Ducati
4	12 1'29.371 79 Ai OGURA Aprilia	11 1'29.351 5 Johann ZARCO Honda	10 1'29.233 36 Joan MIR Honda
5	15 1'29.561 33 Brad BINDER KTM	14 1'29.526 41 Aleix ESPARGARO Honda	13 1'29.520 10 Luca MARINI Honda
6	18 1'29.657 88 Miguel OLIVEIRA Yamaha	17 1'29.630 1 Jorge MARTIN Aprilia	16 1'29.584 63 Francesco BAGNAIA Ducati
7	21 1'29.987 12 Maverick VIÑALES KTM	20 1'29.948 23 Enea BASTIANINI KTM	19 1'29.907 42 Alex RINS Yamaha

FIM MotoGP Stewards double long lap penalty for rider #1 & long lap penalty for rider #36

The results are provisional until the end of the limit for protest and appeals.

Time limit for protest expires 60' after publication of the results - **Ignacio MULET** Time: **10:07**

These data/results cannot be reproduced, stored and/or transmitted in whole or in part by any manner of electronic, mechanical, photocopying, recording, broadcasting or otherwise now known or herein after developed without the previous express consent by the copyright owner, except for reproduction in daily press and regular printed publications on sale to the public within 60 days of the event related to those data/results and always provided that copyright symbol appears together as follows below.

© DORNA, 2025

Official MotoGP Timing by TISSOT

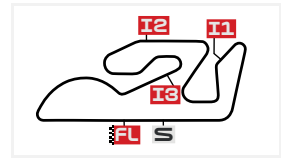
www.motogp.com

Cheste, Sunday, November 16, 2025

OFFICIAL STARTING GRID

MOTUL GRAND PRIX OF THE VALENCIAN COMMUNITY

RACE : 27 LAPS = 108.185 KM



Circuit Ricardo Tormo ±423 m.

8

24

1'30.257

35 Somkiat CHANTRA

Honda

23

1'30.110

7 Augusto FERNANDEZ

Yamaha

22

1'30.045

11 Nicolo BULEGA

Ducati

FIM MotoGP Stewards double long lap penalty for rider #1 & long lap penalty for rider #36

The results are provisional until the end of the limit for protest and appeals.

Time limit for protest expires 60' after publication of the results - **Ignacio MULET** Time: **10:07**


These data/results cannot be reproduced, stored and/or transmitted in whole or in part by any manner of electronic, mechanical, photocopying, recording, broadcasting or otherwise now known or herein after developed without the previous express consent by the copyright owner, except for reproduction in daily press and regular printed publications on sale to the public within 60 days of the event related to those data/results and always provided that copyright symbol appears together as follows below.

© DORNA, 2025

Official MotoGP Timing by  TISSOT

www.motogp.com

Cheste, Sunday, November 16, 2025



Circuit Ricardo Tormo 4005 m.

TOP SPEED & AVERAGE

MOTUL GRAND PRIX OF THE VALENCIAN COMMUNITY RACE

#	Rider	Nation	Motorcycle	Top 5 speeds					Average	Top
36	Joan MIR	SPA	HONDA	342.0	340.3	338.7	338.7	337.0	338.2	342.0
10	Luca MARINI	ITA	HONDA	340.3	340.3	340.3	338.7	338.7	339.7	340.3
23	Enea BASTIANINI	ITA	KTM	340.3	340.3	338.7	335.4	335.4	337.6	340.3
42	Alex RINS	SPA	YAMAHA	340.3	338.7	337.0	335.4	335.4	337.4	340.3
5	Johann ZARCO	FRA	HONDA	338.7	338.7	338.7	337.0	337.0	337.6	338.7
33	Brad BINDER	RSA	KTM	338.7	335.4	335.4	333.7	333.7	334.5	338.7
41	Aleix ESPARGARO	SPA	HONDA	338.7	337.0	337.0	337.0	335.4	336.6	338.7
12	Maverick VIÑALES	SPA	KTM	337.0	337.0	335.4	335.4	335.4	335.9	337.0
49	Fabio DI GIANNANTONIO	ITA	DUCATI	337.0	337.0	335.4	333.7	333.7	334.9	337.0
79	Ai OGURA	JPN	APRILIA	337.0	335.4	332.1	330.5	330.5	333.1	337.0
1	Jorge MARTIN	SPA	APRILIA	335.4	333.7	332.1	330.5	330.5	332.4	335.4
11	Nicolo BULEGA	ITA	DUCATI	335.4	333.7	328.9	328.9	328.9	330.3	335.4
20	Fabio QUARTARARO	FRA	YAMAHA	335.4	335.4	333.7	333.7	333.7	334.1	335.4
25	Raul FERNANDEZ	SPA	APRILIA	335.4	335.4	335.4	335.4	333.7	334.7	335.4
35	Somkiat CHANTRA	THA	HONDA	335.4	333.7	332.1	328.9	328.9	331.0	335.4
37	Pedro ACOSTA	SPA	KTM	335.4	333.7	332.1	332.1	332.1	332.7	335.4
43	Jack MILLER	AUS	YAMAHA	335.4	335.4	335.4	335.4	335.4	335.4	335.4
88	Miguel OLIVEIRA	POR	YAMAHA	335.4	333.7	333.7	333.7	333.7	334.0	335.4
72	Marco BEZZECCHI	ITA	APRILIA	333.7	332.1	328.9	328.9	328.9	330.0	333.7
54	Fermin ALDEGUER	SPA	DUCATI	332.1	332.1	332.1	332.1	330.5	331.1	332.1
73	Alex MARQUEZ	SPA	DUCATI	332.1	332.1	332.1	332.1	330.5	331.4	332.1
7	Augusto FERNANDEZ	SPA	YAMAHA	328.9	327.4	325.8	325.8	325.8	326.4	328.9
63	Francesco BAGNAIA	ITA	DUCATI	252.7					252.7	252.7

These data/results cannot be reproduced, stored and/or transmitted in whole or in part by any manner of electronic, mechanical, photocopying, recording, broadcasting or otherwise now known or herein after developed without the previous express consent by the copyright owner, except for reproduction in daily press and regular printed publications on sale to the public within 60 days of the event related to those data/results and always provided that copyright symbol appears together as follows below.

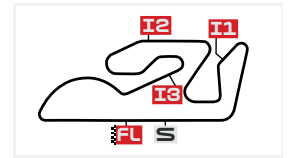
© DORNA, 2025

Official MotoGP Timing by www.motogp.com

Cheste, Sunday, November 16, 2025

FASTEST LAPS SEQUENCE

MOTUL GRAND PRIX OF THE VALENCIAN COMMUNITY RACE



Circuit Ricardo Tormo 4005 m.

Lap	Race Time	# Rider	Nation	Motorcycle	Time	Km/h	Riders's Lap
2	3'04.631	72 Marco BEZZECCHI	ITA	APRILIA	1'30.214	159.8	2
2	3'05.019	73 Alex MARQUEZ	SPA	DUCATI	1'30.064	160.0	2
3	4'35.992	25 Raul FERNANDEZ	SPA	APRILIA	1'30.023	160.1	3
4	6'05.968	25 Raul FERNANDEZ	SPA	APRILIA	1'29.976	160.2	4

These data/results cannot be reproduced, stored and/or transmitted in whole or in part by any manner of electronic, mechanical, photocopying, recording, broadcasting or otherwise now known or herein after developed without the previous express consent by the copyright owner, except for reproduction in daily press and regular printed publications on sale to the public within 60 days of the event related to those data/results and always provided that copyright symbol appears together as follows below.

© DORNA, 2025

Official MotoGP Timing by **TISSOT**

www.motogp.com

Cheste, Sunday, November 16, 2025